



# DL-DVI-CPU INCL. POWERPACK

KVM extenders, Article number A2320311



The matrix-compatible KVM-over-IP extenders of the DL-DVI-CPU series extend keyboard, video, and mouse signals, as well as other peripheral data (e.g., audio and USB), via a standardized IP network infrastructure with CAT or fiber connection (up to 10,000 m). An extender system consists of a computer module (CPU) and a compatible console module (CON). Computers can be controlled in near real-time – both in extender and matrix applications. The DL-DVI-CPU series supports DualLink-DVI for high-resolution video up to 2560 × 1600 (60 Hz) or 4096 × 2160 (30 Hz). Video data is processed pixel-perfectly and offers excellent hand-eye coordination, thanks to *bluedec™* – G&D's advanced, multi-stage, lossless compression technology.

## SCOPE OF DELIVERY

Quantity	Description	Article number
1	PowerCable-2 Standard cable 2m	A6300057
1	Netzteil 12V / 2,08AFSP025-D12C14 FSP	Z0005926
1	USB-AM/BM-2 cable USB 2m	A6300113
1	DVI-D-DL-M/M-2 cable DVI-D 2m	A6300100
2	Audio-M/M-2-ferrite cable 2m	A6300083
1	Safety instructions flyer - FCC class B	A9100371

## DETAILS

### VIDEO

- bluedec™ – advanced developed multi-stage compression for best video quality and practically latency-free transmission. This method enables pixel-perfect video transmission with efficient bandwidth use.
- The end devices can be flexibly combined with each other, even if they process different video signals (Mix & Match)
- Use of a monitor profile optimized for the computer module (EDID profile)
- Flexible use of the EDID data of the workplace monitor as required
- Resolution up to  
2560 × 1600 @ 60 Hz,  
4096 × 2160 @ 30 Hz

### SIGNALS

- Bidirectional audio signals (stereo)

### TRANSMISSION

- The transmission distance is up to 140 meters over CAT

### DEVICE

- Improved security through physical separation between workplaces and computers
- Access to standard interfaces of the computer, with no software installation required
- The devices are compatible with the ControlCenter-Digital and ControlCenter-Compact series (matrix operation) and other end devices for computer and workplace connections (extender operation)
- PowerPack not included in the scope of delivery for Basic variants
- UC variant: computer module with two transmission lines for redundancy
  - These modules can be connected to various counterparts, such as compatible console modules or KVM matrix switches
- MultiChannel variants (MC): Modules for multi-monitor workplaces with multi-channel video
  - MC mode uses the full bandwidth for each video channel, whereby a separate transmission line is required for each channel

### WARRANTY

- A 3-year, free of charge product guarantee
- For an additional fee guarantee extension possible

## FEATURES

### OPERATION FEATURES

- Ready for operation out of the box, no additional configuration required
- Permanent keyboard/mouse emulation ensures a stable system
- Compatibility with special USB-HID input devices
- Operation via multilingual on-screen display (OSD) and hotkeys
- Support of DDC/CI (Display Data Channel / Command Interface) to enable centralized software-side control of monitor settings such as brightness

## EXTENSIONS

### DEVICE

- External power supply via external 12V power pack or G&D-MultiPower, providing a central and redundant power supply
- Device mounting via RackMount sets, TableMount sets or other mounting tools

### SYSTEM EXTENSION

- You can integrate the matrix-compatible extenders into a complete installation with a ControlCenter-Compact or ControlCenter-Digital, even at a later point in time. This provides you with even greater flexibility through the possibility of distributed access – and the existing components can continue to be used.

## TECHNICAL DATA









General	Product group	KVM extenders
	Product Family	MTX-CPU/CON
	Number of sources	1
	KVM matrix system component	Computer module (digital)
	Power Supply	no redundancy
Input options	USB mouse	yes
	USB keyboard	yes
	PS/2 mouse	yes
	PS/2 keyboard	yes
Transmission	Number of transmission channels	1
	Redundant transmission channels	no redundant KVM transmission
	Range	140 m (AWG22) 100 m (AWG24) 80 m (AWG26)
	Medium	CAT5e CAT6 CAT7
	Data rate	1 Gbit/s
Video input	Quantity	1
	Format	DualLink DVI
	Colour depth	24 bit

	Pixel rate ca.	25 MPixel/s to 330 MPixel/s
	Vertical frequency	24 Hz to 120 Hz
	Horizontal frequency	25 kHz to 185 kHz
	Exemplary resolutions	1280 × 1024 (85 Hz) 1920 × 1200 (60 Hz) 2048 × 2048 (60 Hz) 2560 × 1600 (60 Hz) 640 × 480 (60 Hz) 2048 × 2160 (60 Hz) 3840 × 2160 (30 Hz) 4096 × 2160 (30 Hz)
	General Notes	Further VESA and CTA standardised resolutions possible within pixel rate and horizontal/vertical frequency.
	Supported industry standards	Display Data Channel (DDC) Display Data Channel Command Interface (DDC/CI)
Audio	Transmission type	Bidirectional Stereo
	Resolutions	24 bit digital
	Sampling rate	up to 96 kHz
	Bandwidth	22 kHz
	Audio support	Analog
Maintenance	Update via	Update Wizard (service interface)
	Serviceport settings	115200bps (8/N/1)
Housing	Material	Anodised aluminium
	Width ca.	105 mm

	Height ca.	26 mm
	Depth ca.	164 mm
	IP protection class	IP20
	Weight ca.	0.38 kg
Operating conditions	Operating environment temperature	5 °C to 45 °C
	Operating air humidity, non-condensing	20 % to 80 %
	Area of application	Indoor use
	Maximum operating altitude above sea level	3,048 m
	Storage environment temperature	-20 °C to 60 °C
	Storage air humidity, non-condensing	15 % to 85 %
	MTBF	280,000 h at 25°C
	Conformities	CE compliant (see downloads) UKCA compliant (see downloads) FCC compliant (see manual) TAA compliant (see downloads) EAC compliant (see downloads) RoHS compliant (see downloads) WEEE (reg. no. DE30763240) REACH compliant (see downloads)
Power supply	Quantity	1
	Type	External
	Input voltage	12 VDC
	Current consumption	0.6 A

	Power consumption max.	7.2 W
	Heat output max.	6.2 W

## ACCESSORY PRODUCTS

Image	Description	Article number
	<b>USB-Service-2 cable 2m</b> Cable for system updates and configuration	A6200103
	<b>Audio-M/M-3-ferrite cable 3m</b> Audio connection cable with ferrite core	A6300118
	<b>Audio-M/M-5-ferrite cable 5m</b> Audio connection cable with ferrite core	A6300085
	<b>DVI-D-DL-M/M-3 cable DVI-D 3m</b> Single cable for connecting a digital dual-link video channel	A6300164
	<b>DVI-D-DL-M/M-5 cable DVI-D 5m</b> Single cable for connecting a digital dual-link video channel	A6300104
	<b>USB-AM/BM-3 cable USB 3m</b> USB cable, Type-A Plug/Type-B Plug	A6300114
	<b>USB-AM/BM-5 cable USB 5m</b> USB cable, Type-A Plug/Type-B Plug	A6300111
	<b>CaseMount-Set-105-26 mounting bracket</b> Screws & brackets for mounting devices with dimensions 105x26mm in DeviceCarriers	A7000020

## MORE VARIANTS

Description	Article number
<b>DL-DVI-CPU Basic</b> Computer module for transmission of Dual-Link-DVI signals via CAT cable	A2320310
<b>DL-DVI-CPU-UC Basic</b> Splitter computer module for transmission of Dual-Link-DVI signals to 2 different counterpart stations (extenders or matrix switches) via CAT cable	A2320312
<b>DL-DVI-CPU-UC Incl. PowerPack</b> Splitter computer module for transmission of Dual-Link-DVI signals to 2 different counterpart stations (extenders or matrix switches) via CAT cable	A2320313
<b>DL-DVI-U-CPU Basic</b> Computer module for transmission of Dual-Link-DVI signals via CAT cable	A2320314
<b>DL-DVI-U-CPU Incl. PowerPack</b> Computer module for transmission of Dual-Link-DVI signals via CAT cable	A2320315
<b>DL-DVI-U-CPU-UC Basic</b> Splitter computer module for transmission of Dual-Link-DVI signals to 2 different counterpart stations (extenders or matrix switches) via CAT cable	A2320316
<b>DL-DVI-U-CPU-UC Incl. PowerPack</b> Splitter computer module for transmission of Dual-Link-DVI signals to 2 different counterpart stations (extenders or matrix switches) via CAT cable	A2320317

# CONTACT

## WE ARE HERE FOR YOU!

If you have any further questions, we are looking forward to advising you on your individual project requirements.

### TECHNICAL SALES

Tel.: +49 271 23872-333  
Fax: +49 271 23872-120  
E-Mail: [sales@gdsys.com](mailto:sales@gdsys.com)

### HEADQUARTERS

Guntermann & Drunck GmbH Systementwicklung  
Obere Leimbach 9 | 57074 Siegen | NRW |  
Deutschland

Tel.: +49 271 23872-0  
Fax: +49 271 23872-120  
E-Mail: [sales@gdsys.com](mailto:sales@gdsys.com)

### US OFFICE

G&D North America Inc.  
4540 Kendrick Plaza Drive | Suite 100  
Houston, TX 77032 | United States

Tel.: +1-346-620-4362  
E-Mail: [sales.us@gdsys.com](mailto:sales.us@gdsys.com)

### MIDDLE EAST OFFICE

Guntermann & Drunck GmbH  
Dubai Studio City | DSC Tower  
12th Floor, Office 1208 | Dubai, UAE

Tel.: +971 4 5586178  
E-Mail: [sales.me@gdsys.com](mailto:sales.me@gdsys.com)

### APAC OFFICE

Guntermann & Drunck GmbH  
60 Anson Road #17-01  
Singapore 079914

Tel.: +65 9685 8807  
E-Mail: [sales.apac@gdsys.com](mailto:sales.apac@gdsys.com)