



# DVI-VISION-CAT-ARU-CON

KVM extenders, Article number A1120201



The matrix-compatible KVM extenders of the DVI-Vision series extend keyboard, video, and mouse signals, as well as other peripheral data (e.g., audio and USB), via a dedicated CAT or fiber connection (up to 10,000 m). An extender system consists of a computer module (CPU) and a compatible console module (CON). Computers can be controlled in near real-time – both in extender and matrix applications. The DVI-Vision series supports SingleLink DVI for digital video resolutions up to 1920 × 1200 (60 Hz). Video data is processed pixel-perfectly and offers excellent hand-eye coordination, thanks to **bluedec™** – G&D's advanced, multi-stage, lossless compression technology.

## SCOPE OF DELIVERY

| Quantity | Description                             | Article number |
|----------|---|----------------|
| 1        | PowerCable-2 Standard cable 2m          | A6300057       |
| 1        | Safety instructions flyer - FCC class B | A9100371       |

## DETAILS

### VIDEO

- bluedec™ – advanced developed multi-stage compression for best video quality and practically latency-free transmission. This method enables pixel-perfect video transmission with efficient bandwidth use.
- The end devices can be flexibly combined with each other, even if they process different video signals (Mix & Match)
- EDID data utilization from the workplace monitor
- Flexible EDID profile options for optimized monitor settings
- Resolution up to  
1920 × 1200 @ 60 Hz,  
1280 × 1024 @ 85 Hz

### SIGNALS

- Transparent audio signals (stereo, analog)
- Transparent RS232 (max. 115,200 bps)
- Embedded USB 2.0 with Full Speed, transparent, all USB classes

### TRANSMISSION

- The transmission distance is up to 140 meters over CAT

### DEVICE

- Improved security through physical separation between workplaces and computers
- Access to standard interfaces of the computer, with no software installation required
- The devices are compatible with the ControlCenter-Digital and ControlCenter-Compact series (matrix operation) and other end devices for computer and workplace connections (extender operation)
- Internal power pack for main power supply
- CON-2 variant: console module with two transmission lines for redundancy
  - These modules can be connected to various counterparts, such as compatible computer modules or KVM matrix switches, whereby switching is carried out via pushbuttons, hotkeys or automatically, depending on the configuration
- UC variant: computer module with two transmission lines for redundancy
  - These modules can be connected to various counterparts, such as compatible console modules or KVM matrix switches
- MultiChannel variants (MC): Modules for multi-monitor workplaces with multi-channel video
  - MC mode uses the full bandwidth for each video channel, whereby a separate transmission line is required for each channel

## WARRANTY

- A 3-year, free of charge product guarantee
- For an additional fee guarantee extension possible

## FEATURES

### SECURITY FEATURES

- Console modules do not store security-relevant information such as login credentials, which could be extracted in the event of device loss
- Early detection of security incidents or unusual activities through continuous monitoring via Syslog, monitoring, and SNMP
- Comprehensive rights management and user administration, allowing precise control over which user can access which resources
- Option for activatable access protection (default operating mode in matrix systems), in which authentication is required before accessing computer sources
- Support for external directory services (Active Directory, Radius, LDAP) to meet company security policies
- To comply with individual password policies and improve security, password complexity can be configured system-wide
- Configurable login options, such as displaying terms of use or setting the maximum acceptable number of failed login attempts, can enhance system security
- Auto Backup Function: Automates backups at user-defined intervals and replaces manual intervention – ensuring reliable, timely data protection without the need for continuous monitoring
- Freeze function: If the video signal is lost, the last displayed image is frozen and highlighted with a colored frame and timer
- 2-Factor-Authentication (2FA) – is integrated by default in KVM extenders and enhances security by requiring a second, possession-based factor during user authentication:
  - The traditional password authentication is combined with a time-limited, single-use code (Time-Based-One-Time-Password - TOTP)
  - You can choose between using the internal authentication server provided in the device or an external directory service
  - Authenticator apps or hardware token can be used
  - This additional layer of protection prevents unauthorized access and ensures the highest level of security, particularly in sensitive IT environments

### OPERATION FEATURES

- Ready for operation out of the box, no additional configuration required
- Permanent keyboard/mouse emulation ensures a stable system
- Compatibility with special USB-HID input devices
- Operation via multilingual on-screen display (OSD) and hotkeys
- Configuration and update via the multilingual HTML5 web interface “Config Panel 21” (Java-free)
- Support of DDC/CI (Display Data Channel / Command Interface) to enable centralized software-side control of monitor settings such as brightness

- Local console at the computer module allows on-site operation, including all video channels
- Exclusive or concurrent operation: The KVM extender allows computer control both remotely and locally. When an input is detected, the extender automatically locks the competing console. The lock is lifted after a preset timeout if no further input is detected. A key combination can activate exclusive operation, immediately disabling the competing console. Another key combination restores shared control.

## EXTENSIONS

### DEVICE

- External power supply via external 12V power pack or G&D-MultiPower, providing a central and redundant power supply
- Device mounting via RackMount sets, TableMount sets or other mounting tools

### SYSTEM EXTENSION

- You can integrate the matrix-compatible extenders into a complete installation with a ControlCenter-Compact or ControlCenter-Digital, even at a later point in time. This provides you with even greater flexibility through the possibility of distributed access – and the existing components can continue to be used.

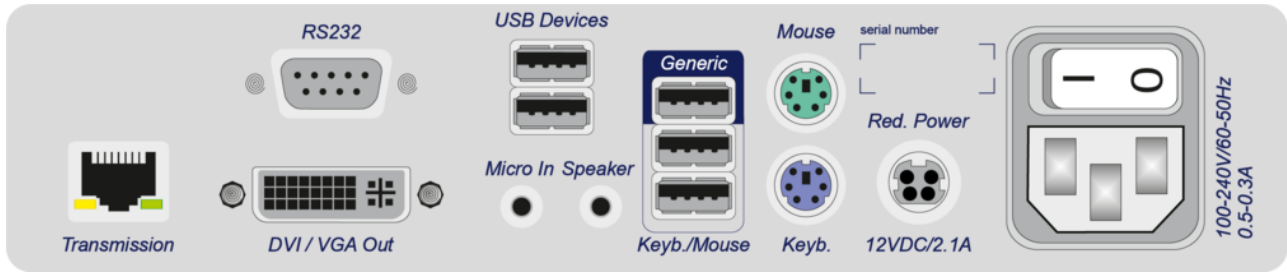
## INTERFACES

### FRONT



| Aperture designation | Design           | Description                        |
|----------------------|------------------|------------------------------------|
| USB Devices          | USB-A socket 2.0 | Port for USB devices (transparent) |
| USB Devices          | USB-A socket 2.0 | Port for USB devices (transparent) |
| Network              | RJ45 socket      | Port for IP network                |
| Service              | Micro-USB socket | Port for service purposes          |

BACK



| Aperture designation | Design               | Description   |
|----------------------|----------------------|---|
| Transmission         | RJ45 socket          | Data transmission to computer module or matrix switch (CAT) |
| RS232                | D-Sub9 socket        | Port for serial devices                                     |
| DVI / VGA Out        | DVI-D socket         | Port for monitor  |
| USB Devices          | USB-A socket 2.0     | Port for USB devices (transparent)                          |
| USB Devices          | USB-A socket 2.0     | Port for USB devices (transparent)                          |
| Micro In             | Jack socket - 3,5 mm | Port for microphone   |
| Speaker              | Jack socket - 3,5 mm | Port for speaker/headset                                    |
| Generic              | USB-A socket 2.0     | Port for USB devices (Generic)                              |
| Keyb./Mouse          | USB-A socket 2.0     | Port for keyboard and mouse                                 |
| Keyb./Mouse          | USB-A socket 2.0     | Port for keyboard and mouse                                 |
| Mouse                | PS/2 socket          | Port for mouse  |
| Keyb.                | PS/2 socket          | Port for keyboard   |
| Red. Power 12VDC     | Mini-DIN 4 socket    | Power supply DC redundant                                   |
| Main Power           | IEC plug 320 C14     | Power supply AC   |

## TECHNICAL DATA

|               |                                 |  |
|---------------|---------------------------------|--|
| General       | Product group                   | KVM extenders                                  |
|               | Product Family                  | Vision   |
|               | Number of workstations          | 1  |
|               | KVM matrix system component     | Console module (digital)                       |
|               | Power Supply                    | Redundancy without load balancing              |
| Input options | USB mouse                       | yes  |
|               | USB keyboard                    | yes  |
|               | PS/2 mouse                      | yes  |
|               | PS/2 keyboard                   | yes  |
| Transmission  | Number of transmission channels | 1  |
|               | Redundant transmission channels | no redundant KVM transmission                  |
|               | Range                           | 140 m (AWG22)<br>100 m (AWG24)<br>80 m (AWG26) |
|               | Medium                          | CAT5e<br>CAT6<br>CAT7                          |
|               | Data rate                       | 1 Gbit/s                                       |
| Video output  | Quantity                        | 1  |
|               | Format                          | Singlelink DVI                                 |
|               | Colour depth                    | 24 bit   |

|       |   |   |
|-------|---|---|
|       | Pixel rate ca.                                  | 25 MHz to 165 MHz   |
|       | Vertical frequency                              | 24 Hz to 120 Hz   |
|       | Horizontal frequency                            | 25 kHz to 130 kHz   |
|       | Exemplary resolutions                           | 1920 × 1200 (60 Hz)<br>1920 × 1080 (60 Hz)<br>1600 × 1200 (60 Hz)<br>1280 × 1024 (85 Hz)                    |
|       | General Notes                                   | Further VESA and CTA standardised resolutions possible within pixel rate and horizontal/vertical frequency. |
|       | Supported interlace resolutions                 | 1440 × 480i (60 Hz)<br>1440 × 576i (50 Hz)<br>1920 × 1080i (50 Hz)<br>1920 × 1080i (60 Hz)                  |
|       | Only the listed interlace formats are supported | yes   |
| Audio | Transmission type                               | Stereo<br>Transparent   |
|       | Resolutions                                     | 24 bit digital  |
|       | Sampling rate                                   | up to 96 kHz  |
|       | Bandwidth                                       | 22 kHz  |
|       | Audio support                                   | Analog  |
| USB   | Specification                                   | USB 2.0   |
|       | Medium  | Embedded  |
|       | Transmission rate                               | max. 16 Mbit/s (app. Full Speed)  |
|       | Range   | max. 140 m  |

|             |                          |   |
|-------------|--------------------------|---|
|             | Power (output)           | 500 mA (HighPower)                            |
|             | USB classes              | All   |
| Serial      | Standard                 | RS232   |
|             | Transparent transmission | yes   |
|             | Data rate                | max. 115,200 bps                              |
|             | Signals                  | TxD<br>RxD<br>DTR<br>DSR<br>RTS<br>CTS<br>DCD |
| Network     | Quantity                 | 1   |
|             | Medium                   | CAT5<br>CAT6<br>CAT7                          |
|             | Data rate                | 10 Mbit/s<br>100 Mbit/s                       |
| Maintenance | Update via               | ConfigPanel (Network)                         |
|             | Serviceport settings     | 115200bps (8/N/1)                             |
| Housing     | Material                 | Anodised aluminium                            |
|             | Width ca.                | 210 mm  |
|             | Height ca.               | 44 mm   |
|             | Depth ca.                | 210 mm  |
|             | IP protection class      | IP20  |

|                      |  |  |
|----------------------|--|--|
|                      | Weight ca.                                 | 1.27 kg  |
| Operating conditions | Operating environment temperature          | 5 °C to 45 °C  |
|                      | Operating air humidity, non-condensing     | 20 % to 80 %   |
|                      | Area of application                        | Indoor use   |
|                      | Maximum operating altitude above sea level | 3,048 m  |
|                      | Storage environment temperature            | -20 °C to 60 °C  |
|                      | Storage air humidity, non-condensing       | 15 % to 85 %   |
|                      | MTBF                                       | 200,000 h at 25°C  |
|                      | Conformities                               | UKCA compliant (see downloads)<br>TAA compliant (see downloads)<br>RoHS compliant (see downloads)<br>WEEE (reg. no. DE30763240)<br>REACH compliant (see downloads)<br>CE compliant (see downloads)<br>FCC compliant (see manual)<br>EAC compliant (see downloads)<br>IEC/EN 60945 - Maritime (EMC & Environmental) |
| Power supply 1       | Quantity                                   | 1  |
|                      | Type                                       | Internal   |
|                      | Input voltage                              | 100-240 VAC  |
|                      | Input frequency                            | 60-50 Hz   |
|                      | Current consumption                        | 0.5-0.3 A  |
|                      | Power consumption max.                     | 26.9 W   |
|                      | Heat output max.                           | 11.3 W   |

|                |                        |          |
|----------------|------------------------|----------|
| Power supply 2 | Quantity               | 1        |
|                | Type                   | External |
|                | Input voltage          | 12 VDC   |
|                | Current consumption    | 2.1 A    |
|                | Power consumption max. | 23.4 W   |
|                | Heat output max.       | 7.8 W    |
|                |                        |          |

## ACCESSORY PRODUCTS

| Image   | Description  | Article number |
|---|--|----------------|
|    | <b>USB-Service-2 cable 2m</b><br>Cable for system updates and configuration                                    | A6200103       |
|    | <b>PowerCable-3 Standard cable 3m</b><br>Cable to connect the power supply type Germany                        | A6300066       |
|    | <b>PowerCable-5 Standard cable 5m</b><br>Cable to connect the power supply type Germany                        | A6300065       |
|    | <b>19" RM-Set-210-1RU</b><br>19" extension for rack mounting devices of 210 mm width within 1RU (44 mm height) | A7000022       |
|    | <b>PowerPack 12 Type 2 12V/5A</b><br>60W power supply with 2m powercable                                       | A4110008       |
|  | <b>PowerPack 12 Type 2 12V/5A TAA</b><br>60W power supply with 2m powercable, TAA compliant                    | A4110061       |

## RELATED PRODUCTS

| Description  | Article number |
|--|----------------|
| <b>TS-LED-blue-R-2</b><br>LED to tag the active console of a TradeSwitch configuration of a matrix | A6100173       |
| <b>TS-LED-blue-R-3</b><br>LED to tag the active console of a TradeSwitch configuration of a matrix | A6100172       |
| <b>TS-LED-blue-R-5</b><br>LED to tag the active console of a TradeSwitch configuration of a matrix | A6100171       |

## MORE VARIANTS

| Description   | Article number |
|---|----------------|
| <b>DVI-Vision-CAT-AR-CON</b><br>Console module to receive single link DVI signals via CAT cable                           | A1120198       |
| <b>DVI-Vision-CAT-AR-CON-2</b><br>Redundant console module to receive single link DVI signals of 2 sources via CAT cable  | A1120320       |
| <b>DVI-Vision-CAT-ARU-CON-2</b><br>Redundant console module to receive single link DVI signals of 2 sources via CAT cable | A1120321       |
| <b>DVI-Vision-CAT-ARU2-CON</b><br>Console module to receive single link DVI signals via CAT cable                         | A1120202       |
| <b>DVI-Vision-CAT-MC2-AR-CON</b><br>Console module to receive single link DVI signals via CAT cable                       | A1220203       |
| <b>DVI-Vision-CAT-MC2-ARU-CON</b><br>Console module to receive single link DVI signals via CAT cable                      | A1220205       |
| <b>DVI-Vision-CAT-MC2-ARU2-CON</b><br>Console module to receive single link DVI signals via CAT cable                     | A1220204       |
| <b>DVI-Vision-CAT-MC3-AR-CON</b><br>Console module to receive single link DVI signals via CAT cable                       | A1320020       |
| <b>DVI-Vision-CAT-MC3-ARU-CON</b><br>Console module to receive single link DVI signals via CAT cable                      | A1320021       |
| <b>DVI-Vision-CAT-MC3-ARU2-CON</b><br>Console module to receive single link DVI signals via CAT cable                     | A1320022       |
| <b>DVI-Vision-CAT-MC4-AR-CON</b><br>Console module to receive single link DVI signals via CAT cable                       | A1420204       |
| <b>DVI-Vision-CAT-MC4-ARU-CON</b><br>Console module to receive single link DVI signals via CAT cable                      | A1420206       |
| <b>DVI-Vision-CAT-MC4-ARU2-CON</b><br>Console module to receive single link DVI signals via CAT cable                     | A1420205       |

# CONTACT

## WE ARE HERE FOR YOU!

If you have any further questions, we are looking forward to advising you on your individual project requirements.

### TECHNICAL SALES

Tel.: +49 271 23872-333  
Fax: +49 271 23872-120  
E-Mail: [sales@gdsys.com](mailto:sales@gdsys.com)

### HEADQUARTERS

Guntermann & Drunck GmbH Systementwicklung  
Obere Leimbach 9 | 57074 Siegen | NRW |  
Deutschland

Tel.: +49 271 23872-0  
Fax: +49 271 23872-120  
E-Mail: [sales@gdsys.com](mailto:sales@gdsys.com)

### US OFFICE

G&D North America Inc.  
4540 Kendrick Plaza Drive | Suite 100  
Houston, TX 77032 | United States

Tel.: +1-346-620-4362  
E-Mail: [sales.us@gdsys.com](mailto:sales.us@gdsys.com)

### MIDDLE EAST OFFICE

Guntermann & Drunck GmbH  
Dubai Studio City | DSC Tower  
12th Floor, Office 1208 | Dubai, UAE

Tel.: +971 4 5586178  
E-Mail: [sales.me@gdsys.com](mailto:sales.me@gdsys.com)

### APAC OFFICE

Guntermann & Drunck GmbH  
60 Anson Road #17-01  
Singapore 079914

Tel.: +65 9685 8807  
E-Mail: [sales.apac@gdsys.com](mailto:sales.apac@gdsys.com)