



DVI-VISION-CAT-ARU-CON

KVM extenders, Article number A1120201



The matrix-compatible KVM extenders of the DVI-Vision series extend keyboard, video, and mouse signals, as well as other peripheral data (e.g., audio and USB), via a dedicated CAT or fiber connection (up to 10,000 m). An extender system consists of a computer module (CPU) and a compatible console module (CON). Computers can be controlled in near real-time – both in extender and matrix applications. The DVI-Vision series supports SingleLink DVI for digital video resolutions up to 1920 × 1200 (60 Hz). Video data is processed pixel-perfectly and offers excellent hand-eye coordination, thanks to bluedec™ – G&D's advanced, multi-stage, lossless compression technology.

SCOPE OF DELIVERY

Quantity	Description	Article number
1	PowerCable-2 Standard cable 2m	A6300057
1	Safety instructions flyer - FCC class B	A9100371

DETAILS

VIDEO

- bluedec™ – advanced developed multi-stage compression for best video quality and practically latency-free transmission. This method enables pixel-perfect video transmission with efficient bandwidth use.
- The end devices can be flexibly combined with each other, even if they process different video signals (Mix & Match)
- EDID data utilization from the workplace monitor
- Flexible EDID profile options for optimized monitor settings
- Resolution up to
1920 × 1200 @ 60 Hz,
1280 × 1024 @ 85 Hz

SIGNALS

- Transparent audio signals (stereo, analog)
- Transparent RS232 (max. 115,200 bps)
- Embedded USB 2.0 with Full Speed, transparent, all USB classes

TRANSMISSION

- The transmission distance is up to 140 meters over CAT

DEVICE

- Improved security through physical separation between workplaces and computers
- Access to standard interfaces of the computer, with no software installation required
- The devices are compatible with the ControlCenter-Digital and ControlCenter-Compact series (matrix operation) and other end devices for computer and workplace connections (extender operation)
- Internal power pack for main power supply
- CON-2 variant: console module with two transmission lines for redundancy
 - These modules can be connected to various counterparts, such as compatible computer modules or KVM matrix switches, whereby switching is carried out via pushbuttons, hotkeys or automatically, depending on the configuration
- UC variant: computer module with two transmission lines for redundancy
 - These modules can be connected to various counterparts, such as compatible console modules or KVM matrix switches
- MultiChannel variants (MC): Modules for multi-monitor workplaces with multi-channel video
 - MC mode uses the full bandwidth for each video channel, whereby a separate transmission line is required for each channel



WARRANTY

- A 3-year, free of charge product guarantee
- For an additional fee guarantee extension possible

FEATURES

SECURITY FEATURES

- Console modules do not store security-relevant information such as login credentials, which could be extracted in the event of device loss
- Early detection of security incidents or unusual activities through continuous monitoring via Syslog, monitoring, and SNMP
- Comprehensive rights management and user administration, allowing precise control over which user can access which resources
- Option for activatable access protection (default operating mode in matrix systems), in which authentication is required before accessing computer sources
- Support for external directory services (Active Directory, Radius, LDAP) to meet company security policies
- To comply with individual password policies and improve security, password complexity can be configured system-wide
- Configurable login options, such as displaying terms of use or setting the maximum acceptable number of failed login attempts, can enhance system security
- Auto Backup Function: Automates backups at user-defined intervals and replaces manual intervention – ensuring reliable, timely data protection without the need for continuous monitoring
- Freeze function: If the video signal is lost, the last displayed image is frozen and highlighted with a colored frame and timer
- 2-Factor-Authentication (2FA) – is integrated by default in KVM extenders and enhances security by requiring a second, possession-based factor during user authentication:
 - The traditional password authentication is combined with a time-limited, single-use code (Time-Based-One-Time-Password - TOTP)
 - You can choose between using the internal authentication server provided in the device or an external directory service
 - Authenticator apps or hardware token can be used
 - This additional layer of protection prevents unauthorized access and ensures the highest level of security, particularly in sensitive IT environments

OPERATION FEATURES

- Ready for operation out of the box, no additional configuration required
- Permanent keyboard/mouse emulation ensures a stable system
- Compatibility with special USB-HID input devices
- Operation via multilingual on-screen display (OSD) and hotkeys
- Configuration and update via the multilingual HTML5 web interface “Config Panel 21” (Java-free)
- Support of DDC/CI (Display Data Channel / Command Interface) to enable centralized software-side control of monitor settings such as brightness

- Local console at the computer module allows on-site operation, including all video channels
- Exclusive or concurrent operation: The KVM extender allows computer control both remotely and locally. When an input is detected, the extender automatically locks the competing console. The lock is lifted after a preset timeout if no further input is detected. A key combination can activate exclusive operation, immediately disabling the competing console. Another key combination restores shared control.

EXTENSIONS

DEVICE

- External power supply via external 12V power pack or G&D-MultiPower, providing a central and redundant power supply
- Device mounting via RackMount sets, TableMount sets or other mounting tools

SYSTEM EXTENSION

- You can integrate the matrix-compatible extenders into a complete installation with a ControlCenter-Compact or ControlCenter-Digital, even at a later point in time. This provides you with even greater flexibility through the possibility of distributed access – and the existing components can continue to be used.

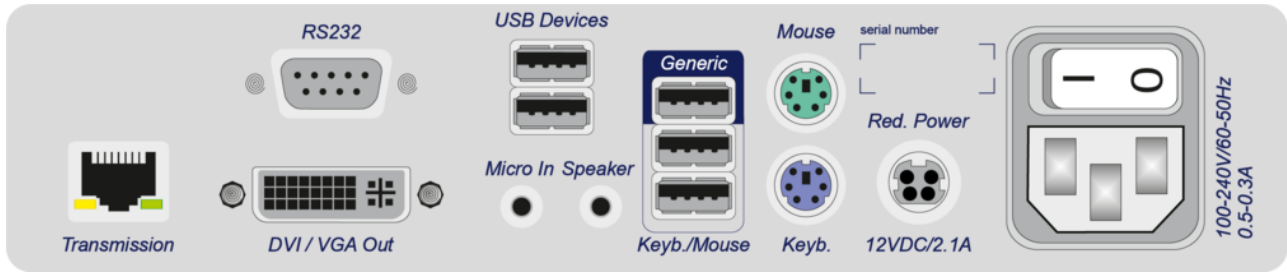
PANELS AND CONNECTORS

FRONT



Aperture designation	Design	Description
USB Devices	USB-A socket 2.0	Port for USB devices (transparent)
USB Devices	USB-A socket 2.0	Port for USB devices (transparent)
Network	RJ45 socket	Port for IP network
Service	Micro-USB socket	Port for service purposes

BACK



Aperture designation	Design	Description
Transmission	RJ45 socket	Data transmission to computer module or matrix switch (CAT)
RS232	D-Sub9 socket	Port for serial devices
DVI / VGA Out	DVI-D socket	Port for monitor
USB Devices	USB-A socket 2.0	Port for USB devices (transparent)
USB Devices	USB-A socket 2.0	Port for USB devices (transparent)
Micro In	Jack socket - 3,5 mm	Port for microphone
Speaker	Jack socket - 3,5 mm	Port for speaker/headset
Generic	USB-A socket 2.0	Port for USB devices (Generic)
Keyb./Mouse	USB-A socket 2.0	Port for keyboard and mouse
Keyb./Mouse	USB-A socket 2.0	Port for keyboard and mouse
Mouse	PS/2 socket	Port for mouse
Keyb.	PS/2 socket	Port for keyboard
Red. Power 12VDC	Mini-DIN 4 socket	Power supply DC redundant
Main Power	IEC plug 320 C14	Power supply AC

TECHNICAL DATA

General	Product group	KVM extenders
	Product Family	Vision
	Number of workstations	1
	KVM matrix system component	Console module (digital)
	Power Supply	Redundancy without load balancing
Input options	USB mouse	yes
	USB keyboard	yes
	PS/2 mouse	yes
	PS/2 keyboard	yes
Transmission	Number of transmission channels	1
	Redundant transmission channels	no redundant KVM transmission
	Range	140 m (AWG22) 100 m (AWG24) 80 m (AWG26)
	Medium	CAT5e CAT6 CAT7
	Data rate	1 Gbit/s
Video output	Quantity	1
	Format	Singlelink DVI
	Colour depth	24 bit

	Pixel rate ca.	25 MHz to 165 MHz
	Vertical frequency	24 Hz to 120 Hz
	Horizontal frequency	25 kHz to 130 kHz
	Exemplary resolutions	1920 × 1200 (60 Hz) 1920 × 1080 (60 Hz) 1600 × 1200 (60 Hz) 1280 × 1024 (85 Hz)
	General Notes	Further VESA and CTA standardised resolutions possible within pixel rate and horizontal/vertical frequency.
	Supported interlace resolutions	1440 × 480i (60 Hz) 1440 × 576i (50 Hz) 1920 × 1080i (50 Hz) 1920 × 1080i (60 Hz)
	Only the listed interlace formats are supported	yes
Audio	Transmission type	Stereo Transparent
	Resolutions	24 bit digital
	Sampling rate	up to 96 kHz
	Bandwidth	22 kHz
	Audio support	Analog
USB	Specification	USB 2.0
	Medium	Embedded
	Transmission rate	max. 16 Mbit/s (app. Full Speed)
	Range	max. 140 m

	Power (output)	500 mA (HighPower)
	USB classes	All
Serial	Standard	RS232
	Transparent transmission	yes
	Data rate	max. 115,200 bps
	Signals	TxD RxD DTR DSR RTS CTS DCD
Network	Quantity	1
	Medium	CAT5 CAT6 CAT7
	Data rate	10 Mbit/s 100 Mbit/s
Maintenance	Update via	ConfigPanel (Network)
	Serviceport settings	115200bps (8/N/1)
Housing	Material	Anodised aluminium
	Width ca.	210 mm
	Height ca.	44 mm
	Depth ca.	210 mm
	IP protection class	IP20

	Weight ca.	1.27 kg
Operating conditions	Operating environment temperature	5 °C to 45 °C
	Operating air humidity, non-condensing	20 % to 80 %
	Area of application	Indoor use
	Maximum operating altitude above sea level	3,048 m
	Storage environment temperature	-20 °C to 60 °C
	Storage air humidity, non-condensing	15 % to 85 %
	MTBF	200,000 h at 25°C
	Conformities	UKCA compliant (see downloads) TAA compliant (see downloads) RoHS compliant (see downloads) WEEE (reg. no. DE30763240) REACH compliant (see downloads) CE compliant (see downloads) FCC compliant (see manual) EAC compliant (see downloads) IEC/EN 60945 - Maritime (EMC & Environmental)
Power supply 1	Quantity	1
	Type	Internal
	Input voltage	100-240 VAC
	Input frequency	60-50 Hz
	Current consumption	0.5-0.3 A
	Power consumption max.	26.9 W
	Heat output max.	11.3 W

Power supply 2	Quantity	1
	Type	External
	Input voltage	12 VDC
	Current consumption	2.1 A
	Power consumption max.	23.4 W
	Heat output max.	7.8 W

ACCESSORY PRODUCTS

Image	Description	Article number
	USB-Service-2 cable 2m Cable for system updates and configuration	A6200103
	PowerCable-3 Standard cable 3m Cable to connect the power supply type Germany	A6300066
	PowerCable-5 Standard cable 5m Cable to connect the power supply type Germany	A6300065
	19" RM-Set-210-1RU 19" extension for rack mounting devices of 210 mm width within 1RU (44 mm height)	A7000022
	PowerPack 12 Type 2 12V/5A 60W power supply with 2m powercable	A4110008
	PowerPack 12 Type 2 12V/5A TAA 60W power supply with 2m powercable, TAA compliant	A4110061

RELATED PRODUCTS

Description	Article number
TS-LED-blue-R-2 LED to tag the active console of a TradeSwitch configuration of a matrix	A6100173
TS-LED-blue-R-3 LED to tag the active console of a TradeSwitch configuration of a matrix	A6100172
TS-LED-blue-R-5 LED to tag the active console of a TradeSwitch configuration of a matrix	A6100171

MORE VARIANTS

Description	Article number
DVI-Vision-CAT-AR-CON Console module to receive single link DVI signals via CAT cable	A1120198
DVI-Vision-CAT-AR-CON-2 Redundant console module to receive single link DVI signals of 2 sources via CAT cable	A1120320
DVI-Vision-CAT-ARU-CON-2 Redundant console module to receive single link DVI signals of 2 sources via CAT cable	A1120321
DVI-Vision-CAT-ARU2-CON Console module to receive single link DVI signals via CAT cable	A1120202
DVI-Vision-CAT-MC2-AR-CON Console module to receive single link DVI signals via CAT cable	A1220203
DVI-Vision-CAT-MC2-ARU-CON Console module to receive single link DVI signals via CAT cable	A1220205
DVI-Vision-CAT-MC2-ARU2-CON Console module to receive single link DVI signals via CAT cable	A1220204
DVI-Vision-CAT-MC3-AR-CON Console module to receive single link DVI signals via CAT cable	A1320020
DVI-Vision-CAT-MC3-ARU-CON Console module to receive single link DVI signals via CAT cable	A1320021
DVI-Vision-CAT-MC3-ARU2-CON Console module to receive single link DVI signals via CAT cable	A1320022
DVI-Vision-CAT-MC4-AR-CON Console module to receive single link DVI signals via CAT cable	A1420204
DVI-Vision-CAT-MC4-ARU-CON Console module to receive single link DVI signals via CAT cable	A1420206
DVI-Vision-CAT-MC4-ARU2-CON Console module to receive single link DVI signals via CAT cable	A1420205

CONTACT

WE ARE HERE FOR YOU!

If you have any further questions, we are looking forward to advising you on your individual project requirements.

TECHNICAL SALES

Tel.: +1-833-928-1976
Fax: +1-833-928-1976
E-Mail: sales.us@gdsys.com

HEADQUARTERS

Guntermann & Drunck GmbH Systementwicklung
Obere Leimbach 9 | 57074 Siegen | NRW |
Deutschland

Tel.: +49 271 23872-0
Fax: +49 271 23872-120
E-Mail: sales@gdsys.com

US OFFICE

G&D North America Inc.
4540 Kendrick Plaza Drive | Suite 100
Houston, TX 77032 | United States

Tel.: +1-346-620-4362
E-Mail: sales.us@gdsys.com

MIDDLE EAST OFFICE

Guntermann & Drunck GmbH
Dubai Studio City | DSC Tower
12th Floor, Office 1208 | Dubai, UAE

Tel.: +971 4 5586178
E-Mail: sales.me@gdsys.com

APAC OFFICE

Guntermann & Drunck GmbH
60 Anson Road #17-01
Singapore 079914

Tel.: +65 9685 8807
E-Mail: sales.apac@gdsys.com