


# VISIONXS-IP-CPU-C-DP-HR-DH-A-UG-POE

KVM extenders, Article number A1110553



The matrix-compatible KVM-over-IP extenders of the VisionXS-IP-DP-HR series extend keyboard, video, and mouse signals, as well as other peripheral data (e.g., audio and USB), via a standardized IP network infrastructure with CAT or fiber connection (up to 10,000 m). An extender system consists of a computer module (CPU) and a compatible console module (CON). Computers can be controlled in near real-time – both in extender and matrix applications. The VisionXS-IP-DP-HR series supports DisplayPort 1.1 for high-resolution video up to 2560 × 1600 (60 Hz) or 4096 × 2160 (30 Hz). Video data is processed pixel-perfectly and offers excellent hand-eye coordination, thanks to bluedec™ – G&D's advanced, multi-stage, lossless compression technology.

## SCOPE OF DELIVERY

Quantity	Description	Article number
2	DP1.4-Cable-M/M-2 SK13357 2m	A6300173
1	USB-AM/BM-2 cable USB 2m	A6300113
1	Audio-M/M-2-ferrite cable 2m	A6300083
1	Safety instructions flyer - FCC class B	A9100371
1	Power supply usage flyer	A9100409

## DETAILS

### VIDEO

- bluedec™ – advanced developed multi-stage compression for best video quality and practically latency-free transmission. This method enables pixel-perfect video transmission with efficient bandwidth use.
- The KVM-over-IP end devices can be flexibly combined with each other, even if they process different video signals (Mix & Match)
- EDID data utilization from the workplace monitor
- Flexible EDID profile options for optimized monitor settings
- Resolution up to  
2560 × 1600 @ 60 Hz,  
4096 × 2160 @ 30 Hz

### SIGNALS

- Embedded stereo audio (DisplayPort Digital, 2 channel LPCM, AC3, DTS, sampling rate up to 192 kHz)
- Transparent audio signals (stereo, analog)
- GenericUSB support for USB classes HID (Human Interface Device), SmartCard and mass storage
- The product allows the simultaneous use of up to five GenericUSB devices via a console module. For this, both the used console module and the used computer module must support the use of up to five GenericUSB devices.

### TRANSMISSION

- At least one Layer-2-managed switch with Gigabit Ethernet is required, offering features such as QoS and VLAN. Additionally, adequate performance (forwarding bandwidth, switching bandwidth, forwarding performance, and uplinks) must be ensured, especially when using multiple network switches
- KVM-over-IP™ via IP-based networks (layer 3)
- Transmission distance between two active network components is up to 100 meters over CAT cables

### DEVICE

- Improved security through physical separation between workplaces and computers
- Access to standard interfaces of the computer, with no software installation required
- Compact design for space-saving installation within a VisionXS DeviceCarrier (1 or 3 RU)
- PowerPack not included in the scope of delivery
- DT variant: Optional redundant power supply via an internal power unit for high reliability
- Fanless variant: fanless model

- The devices are compatible with the ControlCenter-IP and ControlCenter-IP-XS series (matrix operation) and other KVM-over-IP end devices for computer and workplace connections (extender operation)
- Alternative power supply via Power-over-Ethernet (PoE), class 4 (only via "Transmission 1" interface)
- For PoE supply, e. g. network switches or midspans (adapters in the network lines) can be used; the counterpart must support PoE class 4

#### WARRANTY

- A 3-year, free of charge product guarantee
- For an additional fee guarantee extension possible

## FEATURES

### SECURITY FEATURES

- Permanent encryption of all communication and data transmissions, as well as sensitive information such as login credentials and passwords, guarantees a high level of security in critical environments
  - AES256-GCM for keyboard/mouse and control data
  - AES128-CTR for video, audio, GenericUSB and RS232
- Bootloader, operating system, and firmware form a "Trusted Computing Platform" with automatic integrity checks during system startup
- Integrated Trusted Platform Module (TPM) protects all access and configuration data from being spied on or tampered with by third parties
- Console modules do not store security-relevant information such as login credentials, which could be extracted in the event of device loss
- Early detection of security incidents or unusual activities through continuous monitoring via Syslog, monitoring, and SNMP
- Comprehensive rights management and user administration, allowing precise control over which user can access which resources
- Option for activatable access protection (default operating mode in matrix systems), in which authentication is required before accessing computer sources
- Support for external directory services (Active Directory, Radius, LDAP) to meet company security policies
- To comply with individual password policies and improve security, password complexity can be configured system-wide
- Configurable login options, such as displaying terms of use or setting the maximum acceptable number of failed login attempts, can enhance system security
- The optional UID-Locking restricts the usable end devices, ensuring that no additional devices can be added or replaced after activation
- Auto Backup Function: Automates backups at user-defined intervals and replaces manual intervention – ensuring reliable, timely data protection without the need for continuous monitoring
- Freeze function: If the video signal is lost, the last displayed image is frozen and highlighted with a colored frame and timer
- 2-Factor-Authentication (2FA) – is integrated by default in KVM extenders and enhances security by requiring a second, possession-based factor during user authentication:
  - The traditional password authentication is combined with a time-limited, single-use code (Time-Based-One-Time-Password - TOTP)
  - You can choose between using the internal authentication server provided in the device or an external directory service
  - Authenticator apps or hardware token can be used

- This additional layer of protection prevents unauthorized access and ensures the highest level of security, particularly in sensitive IT environments

## OPERATION FEATURES

- Ready for operation out of the box, no additional configuration required in direct connection. IP address configuration and pairing are required when using multiple modules in a network setup
- Permanent keyboard/mouse emulation ensures a stable system
- Compatibility with special USB-HID input devices
- Operation via multilingual on-screen display (OSD) and hotkeys
- Configuration and update via the multilingual HTML5 web interface "Config Panel 21" (Java-free)
- Support of DDC/CI (Display Data Channel / Command Interface) to enable centralized software-side control of monitor settings such as brightness
- additional, independent management network interface for configuration
- manual bandwidth management to adjust the required bandwidth
- With the integrated IP-MUX functionality the console modules offer the possibility to access different computer modules (one after the other). To use this function, you can connect a maximum of 20 computers to separate computer modules. The computer modules are configured as targets in the console module and can be connected via the local on-screen display.

## EXTENSIONS

### DEVICE

- External power supply via external 12V power pack or G&D-MultiPower, providing a central and redundant power supply
- Device mounting via G&D 19" DeviceCarrier for VisionXS (1 or 3 RU)

### SECURITY FEATURES

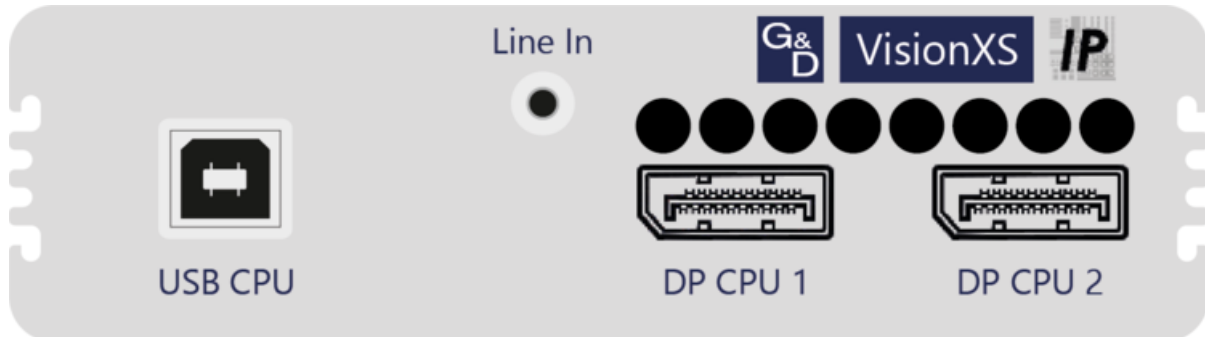
- SecureCert feature – premium software feature that ensures compliance with the strict security standards FIPS 140-3, DoDIN APL, and CC EAL2+
  - Federal Information Processing Standard (FIPS) 140-3 is a U.S. government standard designed to protect sensitive and valuable data in IT systems. It defines security requirements for cryptographic modules and provides a secure framework for cryptographic operations in IT infrastructures
  - The Department of Defense Information Network Approved Products List (DoDIN APL) is a consolidated list of products approved for use in the technology infrastructure of U.S. government agencies. To be listed, products must meet specific requirements within defined categories, including technical, functional, and security-related criteria
  - Common Criteria (CC) is an internationally recognized standard for evaluating and certifying the security of IT products. It ensures that products meet defined security requirements and are protected against identified threats. Certification is granted at Evaluation Assurance Level (EAL) 2+, an internationally acknowledged level that guarantees a fundamental and reliable security assessment

### SYSTEM EXTENSION

- Transm. Redundancy Option (Link-Aggregation): The devices are prepared for transmission redundancy without additional hardware and can be activated via a software feature key.
  - Two network interfaces can be linked via link aggregation, ensuring seamless failover and stable communication in case of a failure
- You can integrate the matrix-compatible KVM-over-IP extenders into a complete installation with a ControlCenter-IP or ControlCenter-IP-XS, even at a later point in time. This provides you with even greater flexibility through the possibility of distributed access – and the existing components can continue to be used.

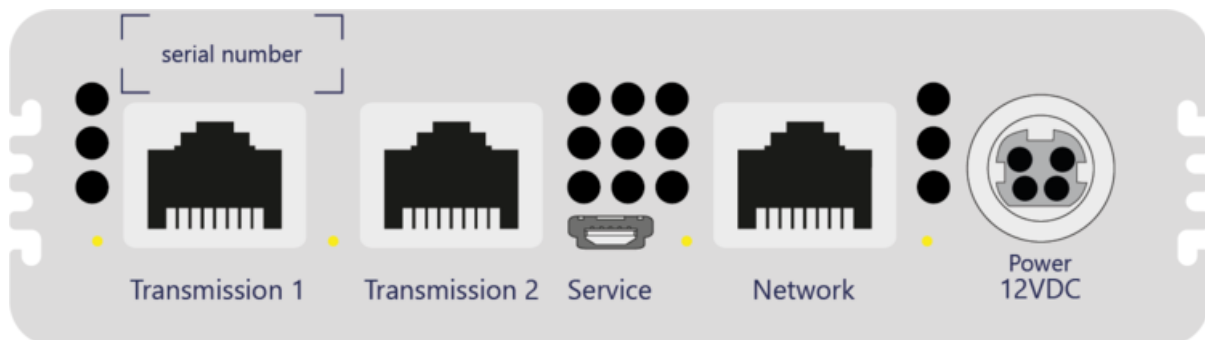
## INTERFACES

### FRONT



Aperture designation	Design	Description
USB CPU	USB-B socket 2.0	Connection to computer - USB
Line In	Jack socket - 3,5 mm	Connection to computer - Audio
DP CPU 1	DisplayPort socket	Connection to computer - Video
DP CPU 2	DisplayPort socket	Connection to computer - Video

### BACK



Aperture designation	Design	Description
Transmission 1	RJ45 socket	Data transmission to console module or matrix switch over IP network (CAT, incl. POE power supply)
Transmission 2	RJ45 socket	Data transmission to computer module or matrix switch over IP network redundant (CAT)
Service	Micro-USB socket	Port for service purposes
Network	RJ45 socket	Port for IP network
Power	Mini-DIN 4 socket	Power supply DC

## TECHNICAL DATA

General	Product group	KVM extenders
	Product Family	VisionXS-IP
	KVM matrix system component	Computer module (digital)
	Power Supply	no redundancy
Transmission	Number of transmission channels	1
	Redundant transmission channels	optional redundant KVM transmission
	Range	100 m
	Medium	CAT7 CAT6
	Data rate	1 Gbit/s
	Power-over-Ethernet (PoE)	Class 4 (<25.5 W; IEEE 802.3at/bt)
	Video input	Quantity
Format		DisplayPort 1.1 (HBR)
Colour depth		24 bit
Pixel rate ca.		25 MPixel/s to 300 MPixel/s
Vertical frequency		24 Hz to 120 Hz
Horizontal frequency		25 kHz to 185 kHz



	Exemplary resolutions	4096 × 2160 (30 Hz) 4096 × 2160 (25 Hz) 4096 × 2160 (24 Hz) 3840 × 2160 (30 Hz) 3840 × 2160 (25 Hz) 3840 × 2160 (24 Hz) 2560 × 1600 (60 Hz) 2048 × 2048 (60 Hz) 1920 × 1200 (60 Hz) 1920 × 1080 (60 Hz)
	General Notes	Further VESA and CTA standardised resolutions possible within pixel rate and horizontal/vertical frequency.
	Supported industry standards	Display Data Channel Command Interface (DDC/CI) Extended Display Identification Data (EDID)
Audio 1	Transmission type	2-channel LPCM Stereo DTS AC3
	Resolutions	24 bit 20 bit 16 bit
	Sampling rate	up to 192 kHz
	Audio support	Digital Embedded
Audio 2	Transmission type	Stereo Transparent
	Resolutions	24 bit digital
	Sampling rate	up to 96 kHz
	Bandwidth	22 kHz
	Audio support	Analog

USB	Separate USB transmission port	no
	Specification	USB 2.0
	GenericUSB support	up to 5 devices
	Medium	Embedded
	Transmission rate	max. 25 Mbit/s (Full Speed)
	USB classes	Mass Storage (MSC / UMS) Human Interface Device (HID) SmartCard
Network	Quantity	1
	Medium	CAT5 CAT6 CAT7
	Data rate	10 Mbit/s 100 Mbit/s
Maintenance	Update via	ConfigPanel (Network)
	Serviceport settings	115200bps (8/N/1)
Housing	Material	anodised aluminium
	Width ca.	109 mm
	Height ca.	31 mm
	Depth ca.	184 mm
	IP protection class	IP20
Operating conditions	Operating environment temperature	5 °C to 45 °C
	Operating air humidity, non-condensing	20 % to 80 %

	Area of application	Indoor use
	Maximum operating altitude above sea level	3,048 m
	Storage environment temperature	-20 °C to 60 °C
	Storage air humidity, non-condensing	15 % to 85 %
	MTBF	200,000 h at 25°C
	Conformities	CE compliant (see downloads) UKCA compliant (see downloads) FCC compliant (see manual) TAA compliant (see downloads) EAC compliant (see downloads) RoHS compliant (see downloads) WEEE (reg. no. DE30763240) REACH compliant (see downloads)
Power supply	Quantity	1
	Type	External
	Input voltage	12 VDC
	Current consumption	0.9 A

## MORE VARIANTS

Description	Article number
<b>VisionXS-IP-CPU-C-DP-HR</b> KVM-over-IP computer module to extend DisplayPort signals, transmission via CAT cable and over IP-based networks	A1110369
<b>VisionXS-IP-CPU-C-DP-HR-A</b> KVM-over-IP computer module to extend DisplayPort signals, transmission via CAT cable and over IP-based networks	A1110370
<b>VisionXS-IP-CPU-C-DP-HR-A-PoE</b> KVM-over-IP computer module to extend DisplayPort signals, transmission via CAT cable and over IP-based networks	A1110373
<b>VisionXS-IP-CPU-C-DP-HR-A-UG</b> KVM-over-IP computer module to extend DisplayPort signals, transmission via CAT cable and over IP-based networks	A1110371
<b>VisionXS-IP-CPU-C-DP-HR-A-UG-PoE</b> KVM-over-IP computer module to extend DisplayPort signals, transmission via CAT cable and over IP-based networks	A1110374
<b>VisionXS-IP-CPU-C-DP-HR-AR-DT</b> KVM-over-IP computer module to extend DisplayPort signals, transmission via CAT cable and over IP-based networks	A1110377
<b>VisionXS-IP-CPU-C-DP-HR-AR-DT-PoE</b> KVM-over-IP computer module to extend DisplayPort signals, transmission via CAT cable and over IP-based networks	A1110381
<b>VisionXS-IP-CPU-C-DP-HR-AR-UG-DT</b> KVM-over-IP computer module to extend DisplayPort signals, transmission via CAT cable and over IP-based networks	A1110378
<b>VisionXS-IP-CPU-C-DP-HR-AR-UG-DT-PoE</b> KVM-over-IP computer module to extend DisplayPort signals, transmission via CAT cable and over IP-based networks	A1110382
<b>VisionXS-IP-CPU-C-DP-HR-DH</b> KVM-over-IP dual head computer module to extend 2 DisplayPort signals using 1 transmission line, transmission via CAT cable and over IP-based networks	A1110544
<b>VisionXS-IP-CPU-C-DP-HR-DH-A</b> KVM-over-IP dual head computer module to extend 2 DisplayPort signals using 1 transmission line, transmission via CAT cable and over IP-based networks	A1110548
<b>VisionXS-IP-CPU-C-DP-HR-DH-A-PoE</b> KVM-over-IP dual head computer module to extend 2 DisplayPort signals using 1 transmission line, transmission via CAT cable and over IP-based networks	A1110546

Description	Article number
<b>VisionXS-IP-CPU-C-DP-HR-DH-A-UG</b> KVM-over-IP dual head computer module to extend 2 DisplayPort signals using 1 transmission line, transmission via CAT cable and over IP-based networks	A1110551
<b>VisionXS-IP-CPU-C-DP-HR-DH-AR-DT</b> KVM-over-IP dual head computer module to extend 2 DisplayPort signals using 1 transmission line, transmission via CAT cable and over IP-based networks	A1110549
<b>VisionXS-IP-CPU-C-DP-HR-DH-AR-DT-PoE</b> KVM-over-IP dual head computer module to extend 2 DisplayPort signals using 1 transmission line, transmission via CAT cable and over IP-based networks	A1110545
<b>VisionXS-IP-CPU-C-DP-HR-DH-AR-UG-DT</b> KVM-over-IP dual head computer module to extend 2 DisplayPort signals using 1 transmission line, transmission via CAT cable and over IP-based networks	A1110547
<b>VisionXS-IP-CPU-C-DP-HR-DH-AR-UG-DT-PoE</b> KVM-over-IP dual head computer module to extend 2 DisplayPort signals using 1 transmission line, transmission via CAT cable and over IP-based networks	A1110550
<b>VisionXS-IP-CPU-C-DP-HR-DH-DT</b> KVM-over-IP dual head computer module to extend 2 DisplayPort signals using 1 transmission line, transmission via CAT cable and over IP-based networks	A1110559
<b>VisionXS-IP-CPU-C-DP-HR-DH-DT-PoE</b> KVM-over-IP dual head computer module to extend 2 DisplayPort signals using 1 transmission line, transmission via CAT cable and over IP-based networks	A1110557
<b>VisionXS-IP-CPU-C-DP-HR-DH-PoE</b> KVM-over-IP dual head computer module to extend 2 DisplayPort signals using 1 transmission line, transmission via CAT cable and over IP-based networks	A1110555
<b>VisionXS-IP-CPU-C-DP-HR-DH-UG</b> KVM-over-IP dual head computer module to extend 2 DisplayPort signals using 1 transmission line, transmission via CAT cable and over IP-based networks	A1110552
<b>VisionXS-IP-CPU-C-DP-HR-DH-UG-DT</b> KVM-over-IP dual head computer module to extend 2 DisplayPort signals using 1 transmission line, transmission via CAT cable and over IP-based networks	A1110558
<b>VisionXS-IP-CPU-C-DP-HR-DH-UG-DT-PoE</b> KVM-over-IP dual head computer module to extend 2 DisplayPort signals using 1 transmission line, transmission via CAT cable and over IP-based networks	A1110556
<b>VisionXS-IP-CPU-C-DP-HR-DH-UG-PoE</b> KVM-over-IP dual head computer module to extend 2 DisplayPort signals using 1 transmission line, transmission via CAT cable and over IP-based networks	A1110554

Description	Article number
<b>VisionXS-IP-CPU-C-DP-HR-DT</b> KVM-over-IP computer module to extend DisplayPort signals, transmission via CAT cable and over IP-based networks	A1110379
<b>VisionXS-IP-CPU-C-DP-HR-DT-PoE</b> KVM-over-IP computer module to extend DisplayPort signals, transmission via CAT cable and over IP-based networks	A1110384
<b>VisionXS-IP-CPU-C-DP-HR-PoE</b> KVM-over-IP computer module to extend DisplayPort signals, transmission via CAT cable and over IP-based networks	A1110375
<b>VisionXS-IP-CPU-C-DP-HR-UG</b> KVM-over-IP computer module to extend DisplayPort signals, transmission via CAT cable and over IP-based networks	A1110372
<b>VisionXS-IP-CPU-C-DP-HR-UG-DT</b> KVM-over-IP computer module to extend DisplayPort signals, transmission via CAT cable and over IP-based networks	A1110380
<b>VisionXS-IP-CPU-C-DP-HR-UG-DT-PoE</b> KVM-over-IP computer module to extend DisplayPort signals, transmission via CAT cable and over IP-based networks	A1110383
<b>VisionXS-IP-CPU-C-DP-HR-UG-PoE</b> KVM-over-IP computer module to extend DisplayPort signals, transmission via CAT cable and over IP-based networks	A1110376

# CONTACT

## WE ARE HERE FOR YOU!

If you have any further questions, we are looking forward to advising you on your individual project requirements.

### TECHNICAL SALES

Tel.: +49 271 23872-333  
Fax: +49 271 23872-120  
E-Mail: [sales@gdsys.com](mailto:sales@gdsys.com)

### HEADQUARTERS

Guntermann & Drunck GmbH Systementwicklung  
Obere Leimbach 9 | 57074 Siegen | NRW |  
Deutschland

Tel.: +49 271 23872-0  
Fax: +49 271 23872-120  
E-Mail: [sales@gdsys.com](mailto:sales@gdsys.com)

### US OFFICE

G&D North America Inc.  
4540 Kendrick Plaza Drive | Suite 100  
Houston, TX 77032 | United States

Tel.: +1-346-620-4362  
E-Mail: [sales.us@gdsys.com](mailto:sales.us@gdsys.com)

### MIDDLE EAST OFFICE

Guntermann & Drunck GmbH  
Dubai Studio City | DSC Tower  
12th Floor, Office 1208 | Dubai, UAE

Tel.: +971 4 5586178  
E-Mail: [sales.me@gdsys.com](mailto:sales.me@gdsys.com)

### APAC OFFICE

Guntermann & Drunck GmbH  
60 Anson Road #17-01  
Singapore 079914

Tel.: +65 9685 8807  
E-Mail: [sales.apac@gdsys.com](mailto:sales.apac@gdsys.com)