


# VISIONXS-CON-C-DP-UHR-U2

KVM extenders, Article number A1120543



The matrix-compatible KVM extenders of the VisionXS-DP-UHR series extend keyboard, video, and mouse signals, as well as other peripheral data (e.g., audio and USB), via a dedicated CAT or fiber connection (up to 10,000 m). An extender system consists of a computer module (CPU) and a compatible console module (CON). Computers can be controlled in near real-time – both in extender and matrix applications. The VisionXS-DP-UHR series supports DisplayPort1.2 for ultra-high-resolution video up to 4096 x 2160 (60 Hz) or 5120 x 2160 (50 Hz). Video data is processed pixel-perfectly and offers excellent hand-eye coordination, thanks to bluedec™ – G&D's advanced, multi-stage, lossless compression technology.

## SCOPE OF DELIVERY

Quantity	Description	Article number
1	Safety instructions flyer - FCC class B	A9100371
1	Power supply usage flyer	A9100409

## DETAILS

### VIDEO

- bluedec™ – advanced developed multi-stage compression for best video quality and practically latency-free transmission. This method enables pixel-perfect video transmission with efficient bandwidth use.
- The end devices can be flexibly combined with each other, even if they process different video signals (Mix & Match)
- EDID data utilization from the workplace monitor
- Flexible EDID profile options for optimized monitor settings
- Resolution up to
  - 5120 × 2160 @ 50 Hz,
  - 5120 × 1440 @ 60 Hz,
  - 4096 × 2160 @ 60 Hz,
  - 2560 × 1440 @ 144 Hz,
  - 1920 × 1080 @ 240 Hz

### SIGNALS

- Embedded stereo audio (DisplayPort Digital, 2 channel LPCM, AC3, DTS)
- GenericUSB support for USB classes HID (Human Interface Device), SmartCard and mass storage
- The product allows the use of a GenericUSB device via a console module. For this, both the used console module and the used computer module must support the use of a GenericUSB device.
- USB 2.0 with Hi-Speed (separate transmission line, transparent, all USB classes)

### TRANSMISSION

- The transmission distance is up to 140 meters over CAT

### DEVICE

- Improved security through physical separation between workplaces and computers
- Access to standard interfaces of the computer, with no software installation required
- Compact design for space-saving installation within a VisionXS DeviceCarrier (1 or 3 RU)
- The devices are compatible with the ControlCenter-Digital and ControlCenter-Compact series (matrix operation) and other end devices for computer and workplace connections (extender operation)
- PowerPack not included in the scope of delivery
- DT variant: Optional redundant power supply via an internal power unit for high reliability
- Fanless variant: fanless model



## WARRANTY

- A 3-year, free of charge product guarantee
- For an additional fee guarantee extension possible

## FEATURES

### SECURITY FEATURES

- Bootloader, operating system, and firmware form a "Trusted Computing Platform" with automatic integrity checks during system startup
- Integrated Trusted Platform Module (TPM) protects all access and configuration data from being spied on or tampered with by third parties
- Console modules do not store security-relevant information such as login credentials, which could be extracted in the event of device loss
- Early detection of security incidents or unusual activities through continuous monitoring via Syslog, monitoring, and SNMP
- Comprehensive rights management and user administration, allowing precise control over which user can access which resources
- Option for activatable access protection (default operating mode in matrix systems), in which authentication is required before accessing computer sources
- Support for external directory services (Active Directory, Radius, LDAP) to meet company security policies
- To comply with individual password policies and improve security, password complexity can be configured system-wide
- Configurable login options, such as displaying terms of use or setting the maximum acceptable number of failed login attempts, can enhance system security
- Auto Backup Function: Automates backups at user-defined intervals and replaces manual intervention – ensuring reliable, timely data protection without the need for continuous monitoring
- Freeze function: If the video signal is lost, the last displayed image is frozen and highlighted with a colored frame and timer
- 2-Factor-Authentication (2FA) – is integrated by default in KVM extenders and enhances security by requiring a second, possession-based factor during user authentication:
  - The traditional password authentication is combined with a time-limited, single-use code (Time-Based-One-Time-Password - TOTP)
  - You can choose between using the internal authentication server provided in the device or an external directory service
  - Authenticator apps or hardware token can be used
  - This additional layer of protection prevents unauthorized access and ensures the highest level of security, particularly in sensitive IT environments

### OPERATION FEATURES

- Ready for operation out of the box, no additional configuration required
- Permanent keyboard/mouse emulation ensures a stable system
- Compatibility with special USB-HID input devices

- Operation via multilingual on-screen display (OSD) and hotkeys
- Configuration and update via the multilingual HTML5 web interface “Config Panel 21” (Java-free)
- Support of DDC/CI (Display Data Channel / Command Interface) to enable centralized software-side control of monitor settings such as brightness

## EXTENSIONS

### DEVICE

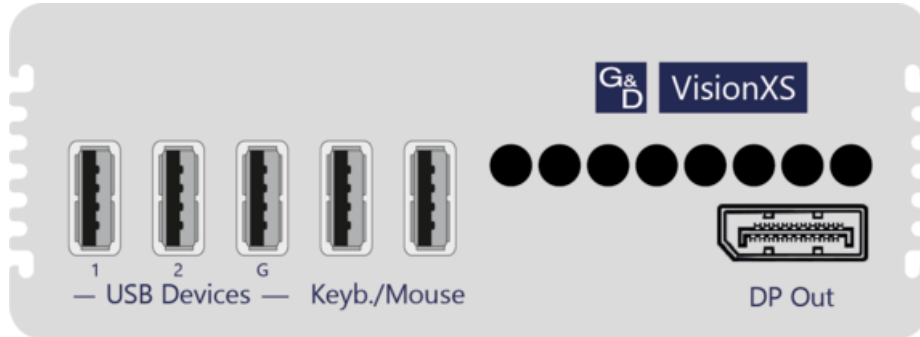
- External power supply via external 12V power pack or G&D-MultiPower, providing a central and redundant power supply
- Device mounting via G&D 19” DeviceCarrier for VisionXS (1 or 3 RU)

### SYSTEM EXTENSION

- Transm. Redundancy Option (comparable to UC/CON-2): Devices are prepared for transmission redundancy without additional hardware and can be activated via software feature key.
  - Computer modules can connect to various counterparts, such as compatible console modules or KVM matrix switches
  - Console modules can connect to different counterparts, such as compatible computer modules or KVM matrix switches, with switching controlled via hotkey or automatically depending on configuration
  - U2 variants do not support the Transm. Redundancy Option as the 2nd transmission interface is used for the transmission of USB 2.0 data
- You can integrate the matrix-compatible extenders into a complete installation with a ControlCenter-Compact or ControlCenter-Digital, even at a later point in time. This provides you with even greater flexibility through the possibility of distributed access – and the existing components can continue to be used.

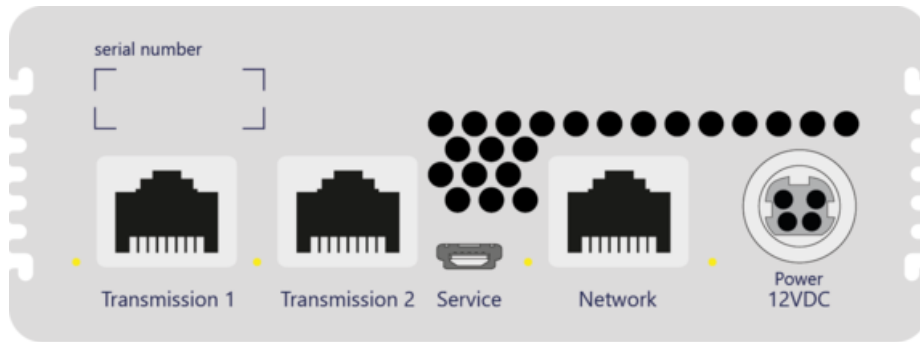
## PANELS AND CONNECTORS

### FRONT



Aperture designation	Design	Description
USB Devices - 1	USB-A socket 2.0	Port for USB devices (transparent)
USB Devices - 2	USB-A socket 2.0	Port for USB devices (transparent)
USB Devices - G	USB-A socket 2.0	Port for USB devices (Generic)
Keyb./Mouse	USB-A socket 2.0	Port for keyboard and mouse
DP Out	DisplayPort socket	Port for monitor

BACK



Aperture designation	Design	Description
Transmission 1	RJ45 socket	Data transmission to computer module or matrix switch (CAT)
Transmission 2	RJ45 socket	Separate USB transmission to computer module (CAT)
Service	Micro-USB socket	Port for service purposes
Network	RJ45 socket	Port for IP network
Power	Mini-DIN 4 socket	Power supply DC

## TECHNICAL DATA

General	Product group	KVM extenders
	Product Family	VisionXS
	Number of workstations	1
	KVM matrix system component	Console module (digital)
	Power Supply	Redundancy without load balancing
Input options	USB mouse	yes
	USB keyboard	yes
Transmission	Number of transmission channels	2
	Redundant transmission channels	no redundant KVM transmission
	Range	140 m (AWG22) 100 m (AWG24) 80 m (AWG26)
	Medium	CAT5e CAT6 CAT7
	Data rate	1 Gbit/s
Video output	Quantity	1
	Format	DisplayPort 1.2 (LBR, HBR, HBR2, SingleStream-Transport (SST))
	Colour depth	24 bit
	Pixel encoding	RGB 4:4:4 (24 bpp / 8 bpc)
	Pixel rate ca.	25 MPixel/s to 600 MPixel/s



	Vertical frequency	24 Hz to 240 Hz
	Horizontal frequency	25 kHz to 295 kHz
	Exemplary resolutions	4096 × 2160 (60 Hz) 3840 × 2160 (60 Hz) 2560 × 1600 (60 Hz) 2560 × 1440 (144 Hz) 2048 × 2048 (60 Hz) 1920 × 1200 (60 Hz) 1920 × 1080 (240 Hz) 1920 × 1080 (60 Hz) 5120 × 1440 (60 Hz) 5120 × 2160 (50 Hz)
	General Notes	Further VESA and CTA standardised resolutions possible within pixel rate and horizontal/vertical frequency.
	Supported industry standards	Display Data Channel Command Interface (DDC/CI) Extended Display Identification Data (EDID)
Audio	Transmission type	2-channel LPCM Stereo DTS AC3
	Resolutions	24 bit 20 bit 16 bit
	Sampling rate	up to 48 kHz
	Audio support	Digital Embedded
USB 1	Separate USB transmission port	no
	Specification	USB 2.0
	GenericUSB support	1 device

	Medium	Embedded
	Transmission rate	max. 25 Mbit/s (Full Speed)
	USB classes	Mass Storage (MSC / UMS) Human Interface Device (HID) SmartCard
USB 2	Separate USB transmission port	yes
	Specification	USB 2.0
	Medium	CAT5e CAT6 CAT7
	Transmission rate	max. 480 Mbit/s (Hi-Speed)
	Range	max. 100 m
	Power (output)	500 mA (HighPower)
	USB classes	All
Network	Quantity	1
	Medium	CAT5 CAT6 CAT7
	Data rate	10 Mbit/s 100 Mbit/s
Maintenance	Update via	ConfigPanel (Network)
	Serviceport settings	115200bps (8/N/1)
Housing	Material	anodised aluminium
	Width ca.	109 mm

	Height ca.	40 mm
	Depth ca.	184 mm
	IP protection class	IP20
	Weight ca.	0.9 kg
Operating conditions	Operating temperature	5 °C to 45 °C
	Operating air humidity, non-condensing	20 % to 80 %
	Area of application	Indoor use
	Maximum operating altitude above sea level	3,048 m
	Storage temperature	-20 °C to 60 °C
	Storage air humidity, non-condensing	15 % to 85 %
	MTBF	200,000 h at 25°C
	Conformities	FCC compliant (see manual) TAA compliant (see downloads) EAC compliant (see downloads) RoHS compliant (see downloads) WEEE (reg. no. DE30763240) REACH compliant (see downloads) CE compliant (see downloads) UKCA compliant (see downloads)
Power supply	Quantity	1
	Type	External
	Input voltage	12 VDC
	Current consumption	2.8 A

## MORE VARIANTS

Description	Article number
<b>VisionXS-CON-C-DP-UHR</b> Console module to receive DisplayPort1.2 signals via CAT cable	A1120424
<b>VisionXS-CON-C-DP-UHR-AR-DT</b> Console module to receive DisplayPort1.2 signals via CAT cable	A1120426
<b>VisionXS-CON-C-DP-UHR-AR-U-DT</b> Console module to receive DisplayPort1.2 signals via CAT cable	A1120427
<b>VisionXS-CON-C-DP-UHR-AR-U2-DT</b> Console module to receive DisplayPort1.2 signals via CAT cable	A1120542
<b>VisionXS-CON-C-DP-UHR-DT</b> Console module to receive DisplayPort1.2 signals via CAT cable	A1120428
<b>VisionXS-CON-C-DP-UHR-U</b> Console module to receive DisplayPort1.2 signals via CAT cable	A1120425
<b>VisionXS-CON-C-DP-UHR-U-DT</b> Console module to receive DisplayPort1.2 signals via CAT cable	A1120429
<b>VisionXS-CON-C-DP-UHR-U2-DT</b> Console module to receive DisplayPort1.2 signals via CAT cable	A1120544

# CONTACT

## WE ARE HERE FOR YOU!

If you have any further questions, we are looking forward to advising you on your individual project requirements.

### TECHNICAL SALES

Tel.: +1-833-928-1976  
Fax: +1-833-928-1976  
E-Mail: [sales.us@gdsys.com](mailto:sales.us@gdsys.com)

### HEADQUARTERS

Guntermann & Drunck GmbH Systementwicklung  
Obere Leimbach 9 | 57074 Siegen | NRW |  
Deutschland

Tel.: +49 271 23872-0  
Fax: +49 271 23872-120  
E-Mail: [sales@gdsys.com](mailto:sales@gdsys.com)

### US OFFICE

G&D North America Inc.  
4540 Kendrick Plaza Drive | Suite 100  
Houston, TX 77032 | United States

Tel.: +1-346-620-4362  
E-Mail: [sales.us@gdsys.com](mailto:sales.us@gdsys.com)

### MIDDLE EAST OFFICE

Guntermann & Drunck GmbH  
Dubai Studio City | DSC Tower  
12th Floor, Office 1208 | Dubai, UAE

Tel.: +971 4 5586178  
E-Mail: [sales.me@gdsys.com](mailto:sales.me@gdsys.com)

### APAC OFFICE

Guntermann & Drunck GmbH  
60 Anson Road #17-01  
Singapore 079914

Tel.: +65 9685 8807  
E-Mail: [sales.apac@gdsys.com](mailto:sales.apac@gdsys.com)