



# CONTROLCENTER-IP 2.0 INCL. 20 LICENSES

KVM matrix systems, Article number A2300129



With the central module ControlCenter-IP, you can operate a larger number of computers from a greater number of workplaces. KVM-over-IP™ matrix systems assist you in managing complex IT infrastructures in a simple and intuitive way while leveraging the advantages of a flexible network. Especially in mission-critical environments such as control rooms, military command centers, data centers, or facilities for managing critical infrastructures, users benefit from this secure, reliable, and flexible solution for decentralized operation and administration. The ControlCenter-IP is integrated into the standard IP-based network along with KVM-over-IP™ end devices (computer modules, RemoteAccess-IP-CPU's, and console modules). While the central routing is handled via standard network switches, the ControlCenter-IP manages the mediation logic within the network, optimizes the accessibility of all devices, and enables switching to the connected computer modules.

## SCOPE OF DELIVERY

| Quantity | Description                             | Article number |
|----------|---|----------------|
| 2        | PowerCable-2 Standard cable 2m          | A6300057       |
| 1        | 19" RM-Set-436-1RU                      | A7000003       |
| 1        | Safety instructions flyer - FCC class B | A9100371       |

## DETAILS

### TRANSMISSION

- At least one Layer-2-managed switch with Gigabit Ethernet is required, offering features such as QoS, VLAN, multicast, IGMP, IGMP snooping, and IGMP snooping querier. Additionally, adequate performance (forwarding bandwidth, switching bandwidth, forwarding performance, and uplinks) must be ensured, especially when using multiple network switches
- KVM-over-IP™ via IP-based networks (layer 3)
- Transmission distance between two active network components is up to 100 meters over CAT cables

### DEVICE

- Improved security through physical separation between workplaces and computers
- Access to standard interfaces of the computer, with no software installation required
- Users can switch between different sources almost in real-time, without noticing interruptions or delays
- The device manages the mediation logic within the network, optimizes the accessibility of all devices, and enables switching to the connected computer modules.
- The ControlCenter-IP series is compatible with the ControlCenter-IP-XS series and the KVM-over-IP™ end devices for computer and workplace connections

### WARRANTY

- A 3-year, free of charge product guarantee
- For an additional fee guarantee extension possible

## FEATURES

### SECURITY FEATURES

- Permanent encryption of all communication and data transmissions, as well as sensitive information such as login credentials and passwords, guarantees a high level of security in critical environments
  - AES256-GCM for keyboard/mouse and control data
  - AES128-CTR for video, audio, GenericUSB and RS232
- Bootloader, operating system, and firmware form a "Trusted Computing Platform" with automatic integrity checks during system startup
- Integrated Trusted Platform Module (TPM) protects all access and configuration data from being spied on or tampered with by third parties
- Comprehensive rights management and user administration, allowing precise control over which user can access which resources
- Option for disable access protection (OpenAccess mode), in which all connected workstation modules can access all released computer sources immediately and without prior authentication
- Support for external directory services (Active Directory, Radius, LDAP) to meet company security policies
- To comply with individual password policies and improve security, password complexity can be configured system-wide
- Configurable login options, such as displaying terms of use or setting the maximum acceptable number of failed login attempts, can enhance system security
- Emergency direct connection (extender mode) between console and computer module ensures continuous operation even during unexpected events at the central module
- The optional UID-Locking restricts the usable end devices, ensuring that no additional devices can be added or replaced after activation
- Redundant internal power packs
- Redundant network interface
- Early detection of security incidents or unusual activities through continuous monitoring via Syslog, monitoring, and SNMP
- Auto Backup Function: Automates backups at user-defined intervals and replaces manual intervention – ensuring reliable, timely data protection without the need for continuous monitoring
- Configurable exclusive access control for USB, audio, and RS232 ensures that access is granted only to console modules and authorized users
- End devices (computer modules, RemoteAccess-IP-CPU's and console modules) do not store security-relevant information such as login credentials, which could be extracted in the event of device loss
- Freeze function: If the video signal is lost, the last displayed image is frozen and highlighted with a colored frame and timer

## OPERATION FEATURES

- Operation via multilingual on-screen display (OSD) or a graphical interface and hotkeys
- auto-recognition and display of the system structure
- Configuration and central update of all components via the multilingual HTML5 web interface “Config Panel 21” (Java-free)
- Support for Wake-on-LAN Function: A standardized method for powering on a shut-down or sleeping computer via a network command, provided the target system supports this functionality
- With configurable select keys, computers can be made available to each user individually via quick access
- Configurable view filters enable efficient sorting of large lists of computer modules
- The configurable multi-user access allows multiple users to access a real or virtual computer simultaneously
- With channel grouping, multiple computer modules or multiple console modules can be grouped together into a channel group
- USB pinning: In grouped channels, transparent USB transmission remains linked to the currently connected computer – even when switching to another system – and continues seamlessly until the transfer is complete
- Easy integration of new end devices via the built-in device finder, eliminating the need for manual IP address entry

## EXTENSIONS

### SECURITY FEATURES

- DirectRedundancyShield (DRS) – premium software feature that ensures continuous operation in case of unexpected disruptions in the active system by seamlessly switching to the previously passive system:
  - requires a second matrix switch with the corresponding number of licenses
  - each console and computer module establishes two permanent connections to both the active and passive KVM-over-IP matrix but uses only one transmission path at a time
  - if the primary connection is interrupted, the previously passive connection automatically and immediately takes over
  - the transition is seamless and without any delay in video transmission
- MatrixGuard Function – premium software feature for ensuring continuous operation against unforeseen disruptions.
  - requires additional matrix switches with the corresponding number of licenses
  - Redundancy concept with failover functionality: In the event of unforeseen disruptions, console modules and computer modules automatically connect to an alternative matrix switch
  - restoration of switching states enables rapid resumption of operations
  - Note: Function not compatible with U2-LAN devices
- 2-Factor-Authentication (2FA) – premium software feature to enhance security by using a second possession-based factor during user authentication:
  - The traditional password authentication is combined with a time-limited, single-use code (Time-Based-One-Time-Password - TOTP)
  - You can choose between using the internal authentication server provided in the device or an external directory service
  - Authenticator apps or hardware token can be used
  - This additional layer of protection prevents unauthorized access and ensures the highest level of security, particularly in sensitive IT environments
- SecureCert feature – premium software feature that ensures compliance with the strict security standards FIPS 140-3, DoDIN APL, and CC EAL2+
  - Federal Information Processing Standard (FIPS) 140-3 is a U.S. government standard designed to protect sensitive and valuable data in IT systems. It defines security requirements for cryptographic modules and provides a secure framework for cryptographic operations in IT infrastructures
  - The Department of Defense Information Network Approved Products List (DoDIN APL) is a consolidated list of products approved for use in the technology infrastructure of U.S. government agencies. To be listed, products must meet specific requirements within defined categories, including technical, functional, and security-related criteria

- Common Criteria (CC) is an internationally recognized standard for evaluating and certifying the security of IT products. It ensures that products meet defined security requirements and are protected against identified threats. Certification is granted at Evaluation Assurance Level (EAL) 2+, an internationally acknowledged level that guarantees a fundamental and reliable security assessment

## OPERATION FEATURES

- TradeSwitch Function (TS Function) – premium software feature providing convenient operation and seamless restoration of individual working environments at consoles with multiple console modules, including the most recently connected sources:
  - optimizes usability for consoles tasked with simultaneous monitoring or control of multiple computers via several console modules
  - provides a central keyboard and mouse for operating the entire workplace
  - both input devices can switch to any console module using a hotkey
  - CrossDisplay switching additionally offers an especially user-friendly switching method: simply moving the mouse pointer from one monitor to another automatically transfers keyboard and mouse focus to another module and thus another computer
  - The FreeSeating function automatically restores a user's personalized working environment, including previously used sources, at any workplace within the group. A single login is sufficient to register all console modules and activate the respective sources, while a single logout will log out the entire group
- Push-Get Function – premium software feature for moving/retrieving connections from own or other devices:
  - optimizes collaboration within control rooms by improving team communication, flexibility, and responsiveness
  - allows users to "push" the connection status of their console module to another console module or "get" it from there

## CONTROL OPTIONS

- IP-Control-API – premium software feature enabling remote control, scenario switching, and retrieval of switching states via an API interface:
  - allows text-based XML control of a KVM matrix system over the network
  - optional encryption of communication:
    - Encryption of login passwords (partial encryption)
    - Complete encryption of the data stream
    - Additional certificate check when establishing a connection
  - provides the capability to create custom control applications, send switching commands, and retrieve selective information on switching states as well as computer statuses
  - flexible and scalable solution for seamless integration into IT infrastructures from various vendors
  - Includes a scripting function for creating, managing, and executing scripts, automating scenarios such as changing the switching state of individual consoles, multiple consoles, or the entire system

- Enables control of external devices via HTTP requests

## SYSTEM EXTENSION

- Support for all common video signals, thanks to a wide selection of matrix-compatible KVM-over-IP™ extenders, which can be integrated as end devices in matrix operation in a “mixed” configuration (Mix & Match). Video transmission is performed using bluedec™ – G&D’s advanced, multi-stage, lossless compression – delivering pixel-perfect, lossless video quality with near-zero latency.
- The RemoteAccess-IP-CPU lets you seamlessly integrate virtual machines into your KVM-over-IP installation. This way, hybrid systems with real and virtual computer infrastructure can be optimally implemented.
- U2-LAN-04 – integrate high-speed USB 2.0 into your KVM-over-IP matrix installation: The U2-LAN-04 is an USB 2.0 high-speed extender and enables the integration of high-speed USB 2.0 signals into a KVM-over-IP matrix installation.
- Expansion of system size: Due to the flexible system topology, installations can be scaled arbitrarily and expanded easily via standard network elements. The system sizes of the matrix application are easily enabled for this via license key. Using this, the system can then subsequently expand as needed.


## PANELS AND CONNECTORS

### FRONT



| Aperture designation | Design          | Description               |
|----------------------|-----------------|---------------------------|
| Service              | Mini-USB socket | Port for service purposes |

### BACK



| Aperture designation | Design           | Description               |
|----------------------|------------------|---------------------------|
| Main Power           | IEC plug 320 C14 | Power supply AC           |
| Red. Power           | IEC plug 320 C14 | Power supply AC redundant |
| Network A            | RJ45 socket      | Port for IP network       |
| Network B            | RJ45 socket      | Port for IP network       |

## TECHNICAL DATA




|              |                                 |                                     |
|--------------|---------------------------------|-------------------------------------|
| General      | Product group                   | KVM matrix switches                 |
|              | Product Family                  | ControlCenter-IP                    |
|              | KVM matrix system component     | Central module (digital)            |
|              | Power Supply                    | Redundancy without load balancing   |
| Transmission | Number of transmission channels | 1                                   |
|              | Redundant transmission channels | optional redundant KVM transmission |
|              | Range                           | 100 m                               |
|              | Medium                          | CAT7<br>CAT6<br>CAT5e               |
|              | Data rate                       | 1 Gbit/s                            |
| Network      | Quantity                        | 2                                   |
|              | Medium                          | CAT5<br>CAT6<br>CAT7                |
|              | Data rate                       | 10 Mbit/s<br>100 Mbit/s<br>1 Gbit/s |
| Maintenance  | Update via                      | ConfigPanel (Network)               |
|              | Serviceport settings            | 115200bps (8/N/1)                   |
| Housing      | Material                        | Anodised aluminium                  |
|              | Width ca.                       | 436 mm                              |
|              | Height ca.                      | 44 mm                               |

|                      |  |   |
|----------------------|--|---|
|                      | Depth ca.                                  | 210 mm  |
|                      | IP protection class                        | IP20  |
|                      | Weight ca.                                 | 2 kg  |
| Operating conditions | Operating environment temperature          | 5 °C to 45 °C   |
|                      | Operating air humidity, non-condensing     | 20 % to 80 %  |
|                      | Area of application                        | Indoor use  |
|                      | Maximum operating altitude above sea level | 3,048 m   |
|                      | Storage environment temperature            | -20 °C to 55 °C   |
|                      | Storage air humidity, non-condensing       | 15 % to 85 %  |
|                      | MTBF                                       | 146,000 h at 25°C   |
|                      | Conformities                               | CE compliant (see downloads)<br>UKCA compliant (see downloads)<br>FCC compliant (see manual)<br>TAA compliant (see downloads)<br>EAC compliant (see downloads)<br>RoHS compliant (see downloads)<br>WEEE (reg. no. DE30763240)<br>REACH compliant (see downloads) |
| Power supply         | Quantity                                   | 2   |
|                      | Type                                       | Internal  |
|                      | Input voltage                              | 100-240 VAC   |
|                      | Input frequency                            | 60-50 Hz  |
|                      | Current consumption                        | 0.7-0.4 A   |



|  |                        |             |
|--|------------------------|-------------|
|  | Power consumption idle | 17 W        |
|  | Power consumption max. | 28.4-28.3 W |
|  | Heat output idle       | 17 W        |
|  | Heat output max.       | 33 W        |

## ACCESSORY PRODUCTS

| Image   | Description   | Article number |
|---|---|----------------|
|  | <p><b>USB-Service-2 cable 2m</b><br/>Cable for system updates and configuration</p>             | A6200103       |
|  | <p><b>PowerCable-3 Standard cable 3m</b><br/>Cable to connect the power supply type Germany</p> | A6300066       |
|  | <p><b>PowerCable-5 Standard cable 5m</b><br/>Cable to connect the power supply type Germany</p> | A6300065       |

## RELATED PRODUCTS

| Description  | Article number |
|--|----------------|
| <b>IP-Control-API ControlCenter-IP</b><br>Software feature for IP matrix systems to realize remote control by using a TCP/IP connection  | A8200033       |
| <b>Push-Get-Function ControlCenter-IP</b><br>Software feature for ControlCenter-IP systems, push/get screen contents via OSD   | A8200034       |
| <b>TS-Function ControlCenter-IP</b><br>Software feature for ControlCenter-IP systems, switches keyboard and mouse to other consoles incl. CrossDisplay-Switching                       | A8200035       |
| <b>MatrixGuard Function ControlCenter-IP</b><br>Software feature for ControlCenter-IP systems and maximum safety   | A8200042       |
| <b>DirectRedundancyShield Feature ControlCenter-IP</b><br>Software feature for ControlCenter-IP systems and maximum safety   | A8200055       |
| <b>2-Factor-Authentication Feature ControlCenter-IP</b><br>Software feature for ControlCenter-IP systems to enable 2-Factor authentication   | A8200056       |
| <b>SecureCert Feature</b><br>Feature to implement certified security functions on VisionXS-IP, Vision-IP, ControlCenter-IP, ControlCenter-IP-XS and RemoteAccess-IP-CPU series devices | A8200069       |
| <b>ControlCenter-IP-UPG-10</b><br>10 ControlCenter-IP licenses for the use of Vision-IP/VisionXS-IP products in matrix mode  | A8200036       |
| <b>ControlCenter-IP-UPG-50</b><br>50 ControlCenter-IP licenses for the use of Vision-IP/VisionXS-IP products in matrix mode  | A8200037       |
| <b>ControlCenter-IP-UPG-100</b><br>100 ControlCenter-IP licenses for the use of Vision-IP/VisionXS-IP products in matrix mode  | A8200038       |
| <b>ControlCenter-IP-UPG-200</b><br>200 ControlCenter-IP licenses for the use of Vision-IP/VisionXS-IP products in matrix mode  | A8200039       |
| <b>ControlCenter-IP-UPG-500</b><br>500 ControlCenter-IP licenses for the use of Vision-IP/VisionXS-IP products in matrix mode  | A8200040       |

# CONTACT

## WE ARE HERE FOR YOU!

If you have any further questions, we are looking forward to advising you on your individual project requirements.

### TECHNICAL SALES

Tel.: +1-833-928-1976  
Fax: +1-833-928-1976  
E-Mail: [sales.us@gdsys.com](mailto:sales.us@gdsys.com)

### HEADQUARTERS

Guntermann & Drunck GmbH Systementwicklung  
Obere Leimbach 9 | 57074 Siegen | NRW |  
Deutschland

Tel.: +49 271 23872-0  
Fax: +49 271 23872-120  
E-Mail: [sales@gdsys.com](mailto:sales@gdsys.com)

### US OFFICE

G&D North America Inc.  
4540 Kendrick Plaza Drive | Suite 100  
Houston, TX 77032 | United States

Tel.: +1-346-620-4362  
E-Mail: [sales.us@gdsys.com](mailto:sales.us@gdsys.com)

### MIDDLE EAST OFFICE

Guntermann & Drunck GmbH  
Dubai Studio City | DSC Tower  
12th Floor, Office 1208 | Dubai, UAE

Tel.: +971 4 5586178  
E-Mail: [sales.me@gdsys.com](mailto:sales.me@gdsys.com)

### APAC OFFICE

Guntermann & Drunck GmbH  
60 Anson Road #17-01  
Singapore 079914

Tel.: +65 9685 8807  
E-Mail: [sales.apac@gdsys.com](mailto:sales.apac@gdsys.com)