

# DP1.4-MUX4-NT-MC2-R

KVM switches, Article number A2100217



The KVM switch DP1.4-MUX4-NT lets you operate up to four computers with DisplayPort 1.4 via one workplace. Switching between computers is done either via the push buttons on the front panel, configurable key combinations, the integrated EasyControl tool, XML remote control via API and SNMP, or an additional serial device via the RS232 interface. You can use various Monitoring & SNMP features via the network interfaces. These can also be used to configure the device via the Config Panel.

## SCOPE OF DELIVERY

Quantity	Description	Article number
2	PowerCable-2 Standard cable 2m	A6300057
1	19" RM-Set-436-1RU	A7000003
1	Safety instructions flyer - FCC class B	A9100371

## DETAILS

### VIDEO

- EDID data utilization from the workplace monitor
- Resolution up to  
7680 × 4320 @ 30 Hz,  
5120 × 2880 @ 60 Hz,  
2560 × 1440 @ 144 Hz,  
1920 × 1080 @ 240 Hz
- Resolution up to  
7680 × 4320 @ 30 Hz,  
5120 × 2880 @ 60 Hz,  
2560 × 1440 @ 144 Hz,  
1920 × 1080 @ 240 Hz

### SIGNALS

- Embedded stereo audio (DisplayPort Digital, LPCM 2/4/6/8 channels)
- Transparent audio signals (stereo, analog)
- Transparent RS232 (max. 115,200 bps)
- USB 3.1 gen1 with SuperSpeed, all USB classes

### DEVICE

- Access to standard interfaces of the computer, with no software installation required
- MultiChannel variants (MC): Modules for multi-monitor workplaces with multi-channel video

### WARRANTY

- A 3-year, free of charge product guarantee
- For an additional fee guarantee extension possible

## FEATURES

### SECURITY FEATURES

- Early detection of security incidents or unusual activities through continuous monitoring via Syslog, monitoring, and SNMP
- Redundant network interface
- Redundant internal power packs
- Auto Backup Function: Automates backups at user-defined intervals and replaces manual intervention – ensuring reliable, timely data protection without the need for continuous monitoring
- 2-Factor-Authentication (2FA) – is integrated by default in MUX-NT series and enhances security by requiring a second, possession-based factor during user authentication:
  - The traditional password authentication is combined with a time-limited, single-use code (Time-Based-One-Time-Password - TOTP)
  - You can choose between using the internal authentication server provided in the device or an external directory service
  - Authenticator apps or hardware token can be used
  - This additional layer of protection prevents unauthorized access and ensures the highest level of security, particularly in sensitive IT environments

### OPERATION FEATURES

- Ready for operation out of the box, no additional configuration required
- Permanent keyboard/mouse emulation ensures a stable system
- Configuration and update via the multilingual HTML5 web interface “Config Panel 21” (Java-free)

## EXTENSIONS

### CONTROL OPTIONS

- With the OperatorPanel, you can switch your KVM switch comfortably from your desk by pressing a button. Now you can install the switch anywhere to save space.

## TECHNICAL DATA

General	Product group	KVM switches
	Product Family	MUX-NT
	Number of workstations	1
	Number of sources	4
	Power Supply	Redundancy without load balancing
Video input	Quantity	4
	Format	DisplayPort 1.4 (LBR, HBR, HBR2, HBR3, SingleStream-Transport (SST), MultiStream-Transport (MST), Display Stream Compression (DSC))
	Colour depth	24 bit
	Pixel encoding	RGB 4:4:4 (24 bpp / 8 bpc)
	Pixel rate ca.	25 MPixel/s to 1080 MPixel/s
	Vertical frequency	20 Hz to 240 Hz
	Horizontal frequency	25 kHz to 390 kHz
	Exemplary resolutions	7680 × 4320 (30 Hz) 5120 × 2880 (60 Hz) 4096 × 2160 (60 Hz) 3840 × 2160 (120 Hz) 3840 × 2160 (60 Hz) 2560 × 1600 (60 Hz) 2560 × 1440 (240 Hz) 2560 × 1440 (144 Hz) 2048 × 2048 (60 Hz) 1920 × 1200 (60 Hz) 1920 × 1080 (240 Hz) 1920 × 1080 (60 Hz)

	<p>General Notes</p>	<p>Further VESA and CTA standardised resolutions possible within pixel rate and horizontal/vertical frequency.</p>
	<p>Supported industry standards</p>	<p>Extended Display Identification Data (EDID)          Display Data Channel Command Interface (DDC/CI)          Display Data Channel (DDC)</p>
<p>Video output</p>	<p>Quantity</p>	<p>2</p>
	<p>Format</p>	<p>DisplayPort 1.4 (LBR, HBR, HBR2, HBR3, SingleStream-Transport (SST), MultiStream-Transport (MST), Display Stream Compression (DSC))</p>
	<p>Colour depth</p>	<p>24 bit</p>
	<p>Pixel encoding</p>	<p>RGB 4:4:4 (24 bpp / 8 bpc)</p>
	<p>Pixel rate ca.</p>	<p>25 MPixel/s to 1080 MPixel/s</p>
	<p>Vertical frequency</p>	<p>20 Hz to 240 Hz</p>
	<p>Horizontal frequency</p>	<p>25 kHz to 390 kHz</p>
	<p>Exemplary resolutions</p>	<p>7680 × 4320 (30 Hz)          5120 × 2880 (60 Hz)          4096 × 2160 (60 Hz)          3840 × 2160 (120 Hz)          3840 × 2160 (60 Hz)          2560 × 1600 (60 Hz)          2560 × 1440 (240 Hz)          2560 × 1440 (144 Hz)          2048 × 2048 (60 Hz)          1920 × 1200 (60 Hz)          1920 × 1080 (240 Hz)          1920 × 1080 (60 Hz)</p>
	<p>General Notes</p>	<p>Further VESA and CTA standardised resolutions possible within pixel rate and horizontal/vertical frequency.</p>






	Supported industry standards	Extended Display Identification Data (EDID) Display Data Channel Command Interface (DDC/CI) Display Data Channel (DDC)
Audio 1	Transmission type	LPCM (2/4/6/8 channels) Stereo
	Resolutions	24 bit 20 bit 16 bit
	Sampling rate	up to 32 kHz up to 44.1 kHz up to 48 kHz up to 88.2 kHz up to 96 kHz up to 176.4 kHz up to 192 kHz
	Audio support	Digital Embedded
Audio 2	Transmission type	Stereo Transparent
	Resolutions	24 bit digital
	Sampling rate	up to 96 kHz
	Bandwidth	22 kHz
	Audio support	Analog
USB	Separate USB transmission port	no
	Specification	USB 3.1 Gen 1
	Transmission rate	max. 5,000 Mbit/s (SuperSpeed)
	Power (output)	900 mA (HighPower)

	USB classes	All
Serial	Standard	RS232
	Transparent transmission	yes
	Data rate	max. 115,200 bps
	Signals	TxD RxD DTR DSR RTS CTS
Network	Quantity	2
	Medium	CAT7 CAT6 CAT5
	Data rate	100 Mbit/s 10 Mbit/s
Maintenance	Update via	ConfigPanel (Network)
	Serviceport settings	115200bps (8/N/1)
Housing	Material	Anodised aluminium
	Width ca.	436 mm
	Height ca.	88 mm
	Depth ca.	210 mm
	IP protection class	IP20
Operating conditions	Operating environment temperature	5 °C to 45 °C

	Operating air humidity, non-condensing	20 % to 80 %
	Area of application	Indoor use
	Maximum operating altitude above sea level	3,048 m
	Storage environment temperature	-20 °C to 55 °C
	Storage air humidity, non-condensing	15 % to 85 %
	MTBF	200,000 h at 25°C
	Conformities	CE compliant (see downloads) UKCA compliant (see downloads) FCC compliant (see manual) TAA compliant (see downloads) EAC compliant (see downloads) RoHS compliant (see downloads) WEEE (reg. no. DE30763240) REACH compliant (see downloads)
Power supply	Quantity	2
	Type	Internal
	Input voltage	100-240 VAC
	Input frequency	60-50 Hz
	Current consumption	0.8-0.4 A

## ACCESSORY PRODUCTS

Image	Description	Article number
	<b>USB-Service-2 cable 2m</b> Cable for system updates and configuration	A6200103
	<b>CPU-MC2-DP-U3-2 cable MC2-DP 2m</b> Cable set to connect a computer via its DP, audio, PS/2, USB 2.0 and USB 3.0 interfaces	A6100183
	<b>CPU-MC2-DP-U-2 cable connection-DPMux MC2</b> Cable set to connect a computer via its DisplayPort, audio and USB interfaces	A6100166
	<b>PowerCable-3 Standard cable 3m</b> Cable to connect the power supply type Germany	A6300066
	<b>PowerCable-5 Standard cable 5m</b> Cable to connect the power supply type Germany	A6300065
	<b>Audio-M/M-2-ferrite cable 2m</b> Audio connection cable with ferrite core	A6300083
	<b>Audio-M/M-3-ferrite cable 3m</b> Audio connection cable with ferrite core	A6300118
	<b>Audio-M/M-5-ferrite cable 5m</b> Audio connection cable with ferrite core	A6300085
	<b>DP1.4-Cable-M/M-2 SK13357 2m</b> Single cable to connect a DisplayPort video channel (DP1.4)	A6300173
	<b>DP1.4-Cable-M/M-3 SK13358 3m</b> Single cable to connect a DisplayPort video channel (DP1.4)	A6300174
	<b>DP1.4-Cable-M/M-5 SK13359 5m</b> Single cable to connect a DisplayPort video channel (DP1.4)	A6300175
	<b>USB-AM/BM-2 cable USB 2m</b> USB cable, Type-A Plug/Type-B Plug	A6300113
	<b>USB-AM/BM-3 cable USB 3m</b> USB cable, Type-A Plug/Type-B Plug	A6300114
	<b>USB-AM/BM-5 cable USB 5m</b> USB cable, Type-A Plug/Type-B Plug	A6300111

Image	Description	Article number
	<b>USB3.0-AM/BM-1 cable USB3.0 1m</b> USB3.0 cable, Type-A Plug/Type-B Plug	A6300144
	<b>USB3.0-AM/BM-2 cable USB3.0 2m</b> USB3.0 cable, Type-A Plug/Type-B Plug	A6300145
	<b>USB3.0-AM/BM-3 cable USB3.0 3m</b> USB3.0 cable, Type-A Plug/Type-B Plug	A6300146
	<b>RS232-M/F-2 cable RS232 2m</b> Cable to connect a serial device	A6300023
	<b>RS232-M/F-5 cable RS232 5m</b> Cable to connect a serial device	A6300025

## MORE VARIANTS

Description	Article number
<b>DPI.4-MUX4-NT</b> KVM switch to operate 4 computers with DisplayPort1.4 interface via one console	A2100216
<b>DPI.4-MUX4-NT-MC2</b> KVM switch to operate 4 computers with 2 DisplayPort1.4 interfaces each via one console	A2100215
<b>DPI.4-MUX4-NT-R</b> KVM switch to operate 4 computers with DisplayPort1.4 interface via one console	A2100218

# CONTACT

## WE ARE HERE FOR YOU!

If you have any further questions, we are looking forward to advising you on your individual project requirements.

### TECHNICAL SALES

Tel.: +49 271 23872-333  
Fax: +49 271 23872-120  
E-Mail: [sales@gdsys.com](mailto:sales@gdsys.com)

### HEADQUARTERS

Guntermann & Drunck GmbH Systementwicklung  
Obere Leimbach 9 | 57074 Siegen | NRW |  
Deutschland

Tel.: +49 271 23872-0  
Fax: +49 271 23872-120  
E-Mail: [sales@gdsys.com](mailto:sales@gdsys.com)

### US OFFICE

G&D North America Inc.  
4540 Kendrick Plaza Drive | Suite 100  
Houston, TX 77032 | United States

Tel.: +1-346-620-4362  
E-Mail: [sales.us@gdsys.com](mailto:sales.us@gdsys.com)

### MIDDLE EAST OFFICE

Guntermann & Drunck GmbH  
Dubai Studio City | DSC Tower  
12th Floor, Office 1208 | Dubai, UAE

Tel.: +971 4 5586178  
E-Mail: [sales.me@gdsys.com](mailto:sales.me@gdsys.com)

### APAC OFFICE

Guntermann & Drunck GmbH  
60 Anson Road #17-01  
Singapore 079914

Tel.: +65 9685 8807  
E-Mail: [sales.apac@gdsys.com](mailto:sales.apac@gdsys.com)