
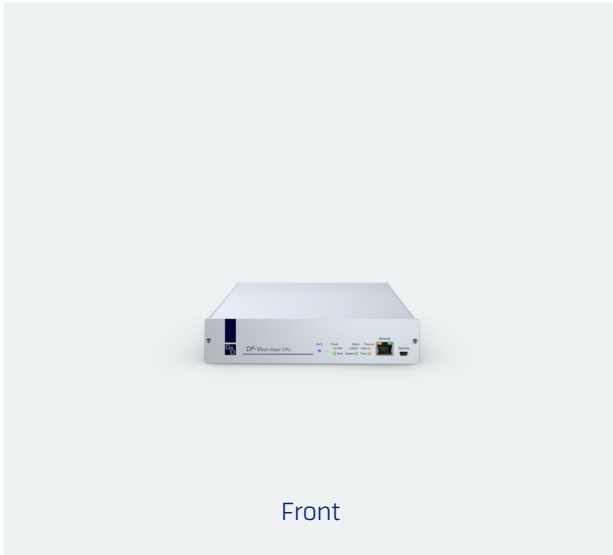


DP-VISION-FIBER(S)-AR-CPU

KVM extenders, Article number A1110163



The matrix-compatible KVM extenders of the DP-Vision series extend keyboard, video, and mouse signals, as well as other peripheral data (e.g., audio and USB), via a dedicated CAT or fiber connection (up to 10,000 m). An extender system consists of a computer module (CPU) and a compatible console module (CON). Computers can be controlled in near real-time – both in extender and matrix applications. The DP-Vision series supports DisplayPort 1.1 for high-resolution video up to 2560 × 1600 (60 Hz) or 4096 × 2160 (30 Hz). Video data is processed pixel-perfectly and offers excellent hand-eye coordination, thanks to *bluedec™* – G&D's advanced, multi-stage, lossless compression technology.

SCOPE OF DELIVERY

Quantity	Description	Article number
1	PowerCable-2 Standard cable 2m	A6300057
1	USB-AM/BM-2 cable USB 2m	A6300113
1	DP1.4-Cable-M/M-2 SK13357 2m	A6300173
1	RS232-M/F-2 cable RS232 2m	A6300023
2	Audio-M/M-2-ferrite cable 2m	A6300083

DETAILS

VIDEO

- bluedec™ – advanced developed multi-stage compression for best video quality and practically latency-free transmission. This method enables pixel-perfect video transmission with efficient bandwidth use.
- The end devices can be flexibly combined with each other, even if they process different video signals (Mix & Match)
- EDID data utilization from the workplace monitor
- Flexible EDID profile options for optimized monitor settings
- Resolution up to
2560 × 1600 @ 60 Hz,
4096 × 2160 @ 30 Hz
- Resolution up to
2560 × 1600 @ 60 Hz,
4096 × 2160 @ 30 Hz

SIGNALS

- Transparent audio signals (stereo, analog)
- Embedded stereo audio (Digital, 2 channel LPCM)
- Transparent RS232 (max. 115,200 bps)

TRANSMISSION

- The transmission distance is up to 5,000 meters over fiber singlemode optics, incl. transmission module(s)/SFP transceiver(s)

DEVICE

- Improved security through physical separation between workplaces and computers
- Access to standard interfaces of the computer, with no software installation required
- The devices are compatible with the ControlCenter-Digital and ControlCenter-Compact series (matrix operation) and other end devices for computer and workplace connections (extender operation)
- Internal power pack for main power supply
- CON-2 variant: console module with two transmission lines for redundancy
 - These modules can be connected to various counterparts, such as compatible computer modules or KVM matrix switches, whereby switching is carried out via pushbuttons, hotkeys or automatically, depending on the configuration
- UC variant: computer module with two transmission lines for redundancy

- These modules can be connected to various counterparts, such as compatible console modules or KVM matrix switches
- MultiChannel variants (MC): Modules for multi-monitor workplaces with multi-channel video
 - MC mode uses the full bandwidth for each video channel, whereby a separate transmission line is required for each channel

WARRANTY

- A 3-year, free of charge product guarantee
- For an additional fee guarantee extension/guarantee renewal possible

FEATURES

SECURITY FEATURES

- Console modules do not store security-relevant information such as login credentials, which could be extracted in the event of device loss
- Early detection of security incidents or unusual activities through continuous monitoring via Syslog, monitoring, and SNMP
- Comprehensive rights management and user administration, allowing precise control over which user can access which resources
- Option for activatable access protection (default operating mode in matrix systems), in which authentication is required before accessing computer sources
- Support for external directory services (Active Directory, Radius, LDAP) to meet company security policies
- To comply with individual password policies and improve security, password complexity can be configured system-wide
- Configurable login options, such as displaying terms of use or setting the maximum acceptable number of failed login attempts, can enhance system security
- Auto Backup Function: Automates backups at user-defined intervals and replaces manual intervention – ensuring reliable, timely data protection without the need for continuous monitoring
- Freeze function: If the video signal is lost, the last displayed image is frozen and highlighted with a colored frame and timer
- 2-Factor-Authentication (2FA) – is integrated by default in KVM extenders and enhances security by requiring a second, possession-based factor during user authentication:
 - The traditional password authentication is combined with a time-limited, single-use code (Time-Based-One-Time-Password - TOTP)
 - You can choose between using the internal authentication server provided in the device or an external directory service
 - Authenticator apps or hardware token can be used
 - This additional layer of protection prevents unauthorized access and ensures the highest level of security, particularly in sensitive IT environments

OPERATION FEATURES

- Ready for operation out of the box, no additional configuration required
- Permanent keyboard/mouse emulation ensures a stable system
- Compatibility with special USB-HID input devices
- Operation via multilingual on-screen display (OSD) and hotkeys
- Configuration and update via the multilingual HTML5 web interface “Config Panel 21” (Java-free)
- Support of DDC/CI (Display Data Channel / Command Interface) to enable centralized software-side control of monitor settings such as brightness

- Local console at the computer module allows on-site operation, including all video channels
- Exclusive or concurrent operation: The KVM extender allows computer control both remotely and locally. When an input is detected, the extender automatically locks the competing console. The lock is lifted after a preset timeout if no further input is detected. A key combination can activate exclusive operation, immediately disabling the competing console. Another key combination restores shared control.

EXTENSIONS

DEVICE

- External power supply via external 12V power pack or G&D-MultiPower, providing a central and redundant power supply
- Device mounting via RackMount sets, TableMount sets or other mounting tools

SYSTEM EXTENSION

- You can integrate the matrix-compatible extenders into a complete installation with a ControlCenter-Compact or ControlCenter-Digital, even at a later point in time. This provides you with even greater flexibility through the possibility of distributed access – and the existing components can continue to be used.

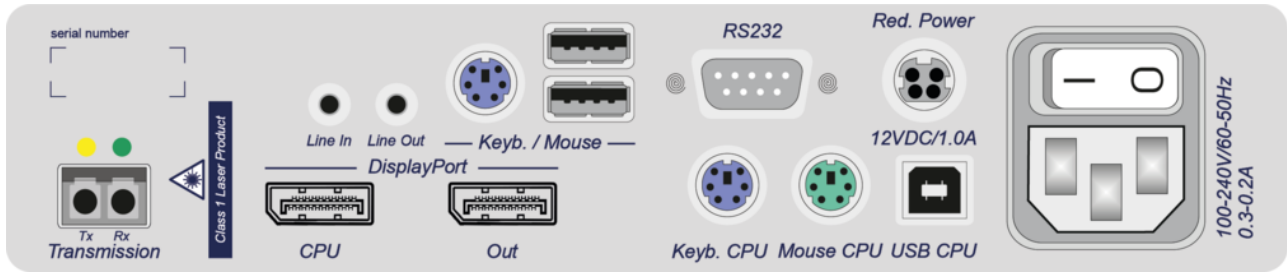
INTERFACES

FRONT



Aperture designation	Design	Description
Network		Cinch socket (RCA)
Service		

BACK



Aperture designation	Design	Description
Transmission		
DP CPU		
DP Out		
Line In		
Line Out		
Keyb./Mouse		
Keyb./Mouse		
Keyb. CPU		
Mouse CPU		
RS232		
USB CPU		
Red. Power		
Main Power		

TECHNICAL DATA

General	Product group	KVM extenders KVM matrix systems
	Input options	
Input options	USB mouse	yes
	USB keyboard	yes
	PS/2 mouse	yes
	PS/2 keyboard	yes
Transmission	Number of transmission channels	1
	Redundant transmission channels	no redundant KVM transmission
	Range	5000 m (9/125µm, OS1)
	Laser class	Class 1
	Type of interface	LC-Duplex
	Wavelength	1310 nm
	KVM matrix system component	Computer module
	Medium	Fiber SM
	Data rate	2.5 Gbit/s
	Video input	Number of video channels
Format		DisplayPort 1.1 (HBR)
Colour depth		24 bit
Pixel rate		ca. 25 MPixel/s to ca. 300 MPixel/s

	Vertical frequency	24 Hz to 120 Hz
	Horizontal frequency	25 kHz to 185 kHz
	Exemplary resolutions	4096 × 2160 (30 Hz) - 2K / WQXGA 4096 × 2160 (25 Hz) - 2K / WQXGA 4096 × 2160 (24 Hz) - 2K / WQXGA 3840 × 2160 (30 Hz) - 2K / WQXGA 3840 × 2160 (25 Hz) - 2K / WQXGA 3840 × 2160 (24 Hz) - 2K / WQXGA 2560 × 1600 (60 Hz) - 2K / WQXGA 2048 × 2048 (60 Hz) - 2K / WQXGA 1920 × 1200 (60 Hz) - Full HD / WUXGA 1920 × 1080 (60 Hz) - Full HD / WUXGA Further VESA and CTA standardised resolutions possible within pixel rate and horizontal/vertical frequency.
	Supported industry standards	Display Data Channel Command Interface (DDC/CI) Extended Display Identification Data (EDID)
Video output	Number of video channels	1
	Format	DisplayPort 1.1 (HBR)
	Colour depth	24 bit
	Pixel rate	ca. 25 MPixel/s to ca. 300 MPixel/s
	Vertical frequency	24 Hz to 120 Hz
	Horizontal frequency	25 kHz to 185 kHz

	Exemplary resolutions	4096 × 2160 (30 Hz) - 2K / WQXGA 4096 × 2160 (25 Hz) - 2K / WQXGA 4096 × 2160 (24 Hz) - 2K / WQXGA 3840 × 2160 (30 Hz) - 2K / WQXGA 3840 × 2160 (25 Hz) - 2K / WQXGA 3840 × 2160 (24 Hz) - 2K / WQXGA 2560 × 1600 (60 Hz) - 2K / WQXGA 2048 × 2048 (60 Hz) - 2K / WQXGA 1920 × 1200 (60 Hz) - Full HD / WUXGA 1920 × 1080 (60 Hz) - Full HD / WUXGA Further VESA and CTA standardised resolutions possible within pixel rate and horizontal/vertical frequency.
	Supported industry standards	Display Data Channel Command Interface (DDC/CI) Extended Display Identification Data (EDID)
Audio	Transmission type	Stereo Transparent
	Resolutions	24 bit digital
	Sampling rate	up to 96 kHz
	Bandwidth	22 kHz
	Audio support	Analog
Audio 2	Transmission type	Stereo 2-channel LPCM
	Resolutions	24 bit 20 bit 16 bit
	Sampling rate	up to 48 kHz
	Audio support	Digital Embedded
Serial	Standard	RS232

	Transparent transmission	yes
	Data rate	max. 115200 bps
	Signals	TxD RxD DTR DSR RTS CTS DCD
Network	Medium 1	CAT5 CAT6 CAT7
	Data rate 1	10 MBit/s 100 MBit/s
Maintenance	Update via	ConfigPanel (Network)
	Serviceport settings	115200bps (8/N/1)
Housing	Material	anodised aluminium
	Width	ca. 210 mm
	Height	ca. 44 mm
	Depth	ca. 210 mm
	IP protection class	IP20
	Weight	ca. 1.26 kg
Operating conditions	Operating temperature	5 °C to 45 °C
	Operating air humidity	20 % to 80 %, non-condensing
	Area of application	Interior

	Maximum operating altitude	3048m above sea level
	Storage temperature	-20 °C to 60 °C
	Storage air humidity	15 % to 85 %, non-condensing
	MTBF	200000 h at 25°C
	Conformities	CE compliant (see downloads) UKCA compliant (see downloads) UL compliant (see downloads) CB compliant (see downloads) FCC compliant (see manual) TAA compliant (see downloads) EAC compliant (see downloads) RoHS compliant (see downloads) WEEE (reg. no. DE30763240) REACH compliant (see downloads)
Power supply	Input voltage	100-240 VAC
	Input frequency	60-50 Hz
	Current consumption	0.3-0.2 A
	Power consumption max.	12.2 W
	Heat output max.	9.2 W
Power supply 2	Input voltage	12 VDC
	Current consumption	1 A
	Power consumption max.	10.6 W
	Heat output max.	7.6 W

MORE VARIANTS

Description	Article number
DP-Vision-Fiber(S)-AR-CPU-UC Splitter computer module for transmission of DisplayPort signals to 2 different counterpart stations (extenders or matrix switches) via fiber singlemode	A1110203
DP-Vision-Fiber(S)-ARU-CPU Computer module to extend DisplayPort signals via fiber singlemode	A1110165
DP-Vision-Fiber(S)-ARU-CPU-UC Splitter computer module for transmission of DisplayPort signals to 2 different counterpart stations (extenders or matrix switches) via fiber singlemode	A1110204
DP-Vision-Fiber(S)-ARU2-CPU Computer module to extend DisplayPort signals via fiber singlemode	A1110164
DP-Vision-Fiber(S)-MC2-AR-CPU Computer module to extend DisplayPort signals via fiber singlemode	A1210198
DP-Vision-Fiber(S)-MC2-ARU-CPU Computer module to extend DisplayPort signals via fiber singlemode	A1210191
DP-Vision-Fiber(S)-MC2-ARU2-CPU Computer module to extend DisplayPort signals via fiber singlemode	A1210199
DP-Vision-Fiber(S)-MC3-AR-CPU Computer module to extend DisplayPort signals via fiber singlemode	A1310050
DP-Vision-Fiber(S)-MC3-ARU-CPU Computer module to extend DisplayPort signals via fiber singlemode	A1310051
DP-Vision-Fiber(S)-MC3-ARU2-CPU Computer module to extend DisplayPort signals via fiber singlemode	A1310052
DP-Vision-Fiber(S)-MC4-AR-CPU Computer module to extend DisplayPort signals via fiber singlemode	A1410192
DP-Vision-Fiber(S)-MC4-ARU-CPU Computer module to extend DisplayPort signals via fiber singlemode	A1410194
DP-Vision-Fiber(S)-MC4-ARU2-CPU Computer module to extend DisplayPort signals via fiber singlemode	A1410193

CONTACT

WE ARE HERE FOR YOU!

If you have any further questions, we are looking forward to advising you on your individual project requirements.

TECHNICAL SALES

Tel.: +49 271 23872-333
Fax: +49 271 23872-120
E-Mail: sales@gdsys.com

HEADQUARTERS

Guntermann & Drunck GmbH Systementwicklung
Obere Leimbach 9 | 57074 Siegen | NRW |
Deutschland

Tel.: +49 271 23872-0
Fax: +49 271 23872-120
E-Mail: sales@gdsys.com

US OFFICE

G&D North America Inc.
4540 Kendrick Plaza Drive | Suite 100
Houston, TX 77032 | United States

Tel.: +1-346-620-4362
E-Mail: sales.us@gdsys.com

MIDDLE EAST OFFICE

Guntermann & Drunck GmbH
Dubai Studio City | DSC Tower
12th Floor, Office 1208 | Dubai, UAE

Tel.: +971 4 5586178
E-Mail: sales.me@gdsys.com

APAC OFFICE

Guntermann & Drunck GmbH
60 Anson Road #17-01
Singapore 079914

Tel.: +65 9685 8807
E-Mail: sales.apac@gdsys.com